

THE MINNESOTA WEAVER

Volume 7, Number 2, October 1981

COMING
UP



AUTHOR AUTOGRAPH PARTY OCTOBER 1

Our first membership meeting of this year is an exciting Meet the Authors party at the Guild rooms on Thursday, October 1, at 1pm.

The authors and their books are Adele Cahlander, Sling Braiding of the Andes; Paul O'Connor, A Twill of Your Choice, and Lizbeth Upitis, Latvian Mittens: Traditional Designs and Techniques (just published by Dos Tejedoras Karen Searle and Sue Baizerman).

The authors will tell us about their books during the party. Lizbeth's book is published in both Latvian and English and contains charts, techniques, and instructions for lots of warm, beautiful Latvian mittens.

Adele's book contains dozens of full color and black and white photos and pages of charts and instructions for a number of traditional sling-braiding techniques from the Andes. This book was published in 1980 and is often quoted in Weaving magazines.

Paul says his book, which was just published by Interweave Press, contains all possible twill patterns for 2-8 harnesses, with some color-weave effects. The patterns were developed

on computer printouts based on a program Paul and Pat's son Mike prepared.

Books will be on sale at a discount for Guild members, with a portion of the proceeds to be donated by the authors to the Guild.

How about coming out and buying all three--autographed by the authors, of course!

GUILD STUDIO TOUR

Reservations are still being accepted for the Guild Studio Tour, set for Saturday, October 24, 9am-1pm. Tickets are \$6 and include the bus and luncheon.

The Education Committee has planned the tour to include five studios and exhibits in the Twin Cities. The bus will leave promptly at 9am and will return at noon to the Guild for a donated luncheon.

Reservations should be made by October 20, and tickets may be picked up on the day of the tour.

The Committee reminds participants to allow themselves ample time for parking before 9am. Because of the limited number of parking spots near the Guild, carpools should be used where possible.

The tour includes the studios and exhibits of Marj Pohlman, the Shuttle Race, Textile Arts Alliance, Dyeworks and Morgan Clifford.

Continued on page 18

GUILD NEWS



Guild Hours: 9am-1pm Mon-Fri
Office Manager: Karen Gensmer
Thursdays: Joan Schopp
Telephone: (613) 644-3594

MINUTES OF THE MEETING OF THE BOARD OF DIRECTORS, WEAVERS GUILD OF MINNESOTA August 27, 1981

The meeting was convened by Connie Magoffin and Ann Fox. The minutes of the last Board meeting were approved. Paul O'Connor reported there is over \$5000 in savings. August expenses were \$300, with \$150 for State Fair tickets for demonstrators. Weaver printing bill was \$310. Noted that the Guild catalog may recover its expenses.

The co-presidents, Ann Fox and Connie Magoffin have determined which Board members will report to each of them. On the Wednesday before each Board meeting, the Board member will call her/his officer with items for the agenda.

There will be a change in the hours for the office manager. The office will continue to be open daily 9am-1pm but will be manned by volunteers beginning September 1.

The Board has taken the position that committee chairpersons may be responsible for authorizing publicity expenses under \$25.

During the next State Fair, catalogs will be kept under the counter and distributed selectively.

A motion was passed to reopen the discussion to allow individual booths at the Fiber Fair. A motion was passed to allow the committee chairpersons to use their own discretion in setting up individual booths and to support them in their efforts to revitalize the Fair.

A suggestion was made to hold a pricing workshop prior to the Fiber Fair.

Finding new volunteers for the Guild committees is a new priority. Each Board member will call members to recruit more active Guild participation. It is suggested that each new committee member be made responsible for finding another person for the committee.

The Program Committee may book speakers into the next program year, with the understanding that the new Program Committee may book around the previously fixed dates.

A discussion of whether or not to form a committee to be responsible for decorating the Minneapolis Institute of Art Christmas tree was tabled until Ann Fox can discuss the possibility of sharing the responsibility on a rotating basis with another organization.

The Board discussed the possibility of sharing our space with related organizations. Board members will open negotiations with groups who may be interested.

Terry Stanley, Secretary

GUILD TREASURER'S REPORT

The summer months have seen some financial successes and some losses (covered by transfer from the savings account of \$1300 in August). Some of these losses will be recovered as ads for the fall catalog are paid for.

I hope to have the fiscal year auditor's report for the next Weaver.

The State Fair tickets for those who demonstrated cost \$2 each, so it would be helpful if the Guild could be reimbursed. You can count it as a donation on your income tax returns.

EDITOR'S NOTE:

The Treasurer's June-July balance sheet listing Guild assets and liabilities and the income and expense statement were turned in to the editor--in fact, the Treasurer's report was the first news turned in. It does not appear this month because we do not have yet a typing staff and the editor does not type well enough to do the report.

FROM THE PRESIDENTS



Co-Presidents of the Weavers Guild? The idea is not entirely new - traditionally the Guild has had a President and a President-Elect. But since both of us have more pies than fingers to put in them (and we know many of you who have the same problem!), we decided to share the responsibilities of President, hopefully to the Guild's benefit as well as ours.

Since it is a new way of working, we thought that it would be helpful for all of you to know the system we've planned. Both of us will be at the Guild on the first and third Thursdays of each month, from 12:30 to 3:00 p.m. - more often if necessary. Please feel free to stop by or call during these times. Since the Guild office is closed during part of these hours, call 644-0263 so you won't get the recorded message.

We have divided the activities and committees of the Board, so that each of us will be directly responsible for different areas. So if you have ideas, questions, or time to give committees, call Ann for: mailings, MN Weaver, outreach activities, Fiber Fair, Finance, properites, or publicity. Call Connie for education, programs, members' affairs, hostessing, or fundraising. Or call the Board members in charge of these areas.

Speaking of phone calls.....in the next few weeks you will be hearing from us or one of the other Board members to find out what area of the Guild you will be interested in working on this year. One member has already sent us a note offering to help wherever we need her. It sure brightened our day! -- a few more of these would have us on Cloud Nine for weeks!

So give us a call, or stop by the Guild on the first or third Thursday - let us hear from you.

Ann & Connie

please wear name tags at Guild meetings;
it will help us know one another

NEW MEMBERS - AUGUST 1981

Eriko Abe
230-2 Blaisdell Ave. S.
Minneapolis MN 55404
871-7244

Joy Baird
14220 Ostlund Trail N.
Marine On St.Croix MN 55047
433-3934

Paula Case
6911 12th Ave. S.
Richfield MN 55423
861-2098

Patricia Ewer
2505 Clinton Ave. S.
Minneapolis MN 55404
H: 871-1765
W: 870-3047

Nancy Heneghan
Route 1, Box 305
River Falls WI 54022
H: 715-425-0349
W: 333-9924

Debby Hietarinta
Route 1, Box 125C
Angora MN 55703
218-254-5360

Margaret Hluch
425½ 3rd Ave. S.
St.Cloud MN 56301

Norma Rivkin
5525 S. Hwy. 101
Minnetonka MN 55343
934-2363

Adine Skoog
9925 Brookside Circle
Minneapolis MN 55341

Diana Wright
1588 B Eustis #107
St.Paul MN 55108

Editor: Marti Luzader
Columns: Connie Magoffin, Kathy
McMahon, Kate Foreman

Reporters: Barbara Bend, Terry
Stanley, Ann Fox, Connie Magoffin,
Paul O'Connor, Jan Volkenant, Peg
Meyer, Dorothy Christensen, Susan
Brown, Rita Dillon

Production: Claire Aronson

GUILD NEWS



OUTREACH UPDATE

Kudos to all who demonstrated weaving or spinning at the State Fair! Our exhibit was gorgeous, the folks who stopped by to watch were full of questions, and a good time was had by all.

However, we still receive several requests per month for demonstrators. My goal for the next couple of months is to update our list of demonstrators, and to form an Outreach Committee to share the work of contacting demonstrators. If you have not been called within a month or so, please call the Guild office to leave your name so we can call you.

On Friday, October 16, a spinner and a weaver are needed from 11am to 3pm to demonstrate their crafts at Butler Square as part of the week-long Business Salutes the Arts celebration.

Sunday, November 1, the Minnesota Irish Festival would like a weaver to demonstrate at their second annual gathering in the St. Paul Civic Center, from about noon to 5 or 6pm. Free admission for the demonstrator and his or her family will be provided.

Early in December, the Galleria is sponsoring a Victorian Holiday. They would like to have weavers and lace-makers demonstrating and selling their wares during the hours of 10am to 9pm. The spokesman for the affair promises a lively crowd which is very interested in buying quality merchandise.

If you want to demonstrate for any of these events, please call the Guild office to leave a message or call me at 347-3211 (days) or 698-9329 (eves).

Jan Volkenant

WE NEED YOU

VOLUNTEERS are desperately needed at the Guild. The Guild is not a business but rather a nonprofit, member-supported organization.

The Guild is set up to plan activities and programs not only for its members but by its members...and...involvement is fun!

If you feel you're not getting what you want out of the Guild, try volunteering and joining us at our members' meetings on the first Thursday of (almost) every month. Excellent meetings have been planned, programs you will enjoy.

Volunteering gives you a chance to meet new people, people with a similar addiction to and love for fibers. By becoming active, you will become involved, and you will be a part of what the Guild is all about.

All of the directors on the Board are feeling a bit overwhelmed and so can direct you to a volunteer position that will fit your needs. With your help, we can expect to see more and more exciting ideas (and we do have a lot of them) executed, into programs and activities, expressly planned for you.

You will find a listing of the various committees below. Examine them, think about them, and call Karen at the Guild number (644-3594) when you find a work preference or committee area of particular interest to you.

Susan Brown

1981 GUEST ARTIST-MEETING SCHEDULE

Somehow or other we acquired incorrect information here and there in the last issue for this Guild year schedule. The class catalog has the correct list. Meeting times appear if they have been set at this time. Missing ones will be announced in later issues. We stand corrected, and duly chastised for our errors.


Here are the artists and meetings for the last three months of this calendar year:

October 1--1pm. Author Autograph Party; member meeting, Guild rooms.

November 5--7pm. Ken Colwell lecture: Complex Looms and Coverlets; member meeting, Guild rooms.

December 3--Joyce Harter lecture: Liturgical Weavings; member meeting, Guild rooms.

FIBER FAIR



The 8th Annual FIBER FAIR is off to a great start! Publicity is under way and we are looking forward to a large turnout this year. The FIBER FAIR will be held on November 13, 14 & 15. There will be a Sneak Preview on Thursday, November 12, from 6:30-9:30pm, so plan on coming to feast your eyes and bring your Christmas savings. There will be items galore and much excitement in this holiday season FIBER FAIR.

There also will be a new addition to this year's FAIR. We are opening the doors to any member who would like to have booth space. There will be 9 spaces available, approximately 5' x 6' each. The fee for a booth is \$10, plus entry fee and 20% of sales going to the Weavers Guild. The booth must be occupied by the entrant during all hours of the FIBER FAIR. Set up, take down and cleanup will be the responsibility of the entrant. These booths will be filled on a first-come-first-serve basis. You may call Peg Meyer (823-1232) or Barbara Bend (436-8136) on October 15 or any time thereafter to reserve a booth.

We are looking for you members who want to get to know the other members and the Guild. Come help us with the FIBER FAIR. Our next meeting will be on October 13, at the Guild, at 7pm. Please call us any time!

FIBER FAIR Chairpeople, Peg 823-1232 and
Barbara 436-8136

MORE FIBER FAIR NEWS: Preselection

On October 28, from 5-7pm, the Pre-selection Committee will be at the Guild to welcome any new entrants to the FIBER FAIR. Please call the Guild office to schedule a time. Bring a wide selection of your items to show.

All new entrants must present their items to the Pre-selection Committee.

On October 28, our Selection Committee co-chair people, Susie Sewell and Ruth

Arnold, will be on hand to answer any questions regarding selection and to welcome you to our 8th Annual FIBER FAIR.

Remember the deadline for entering the FIBER FAIR is October 31.

FIBER FAIR COMMITTEE MEETS

Fiber Fair co-chairwomen Barbara Bend and Peg Meyer met September 8 at the Guild with members who are interested in serving on the organizational committees.

Some committee heads have been named; other committees so far have members only (chair volunteers accepted, phone if you're willing). Suzy Sewell and Ruth Arnold will co-chair the selections committee; Irene Meyers and Paul O'Connor head the finance committee; Joy Baird chairs the raffle committee. Carolyn Goldberg and Mary Lieudahl will work on publicity; Corinne Sweeney and Mary Lieudahl will help with staging. Plans are to seek the help of University fiber department students for staging the Fair.

Other work areas include sales, check-in and check-out, demonstrations, floorwalkers and cleanup.

Barbara and Peg ask that people who plan to participate in the Fiber Fair return their entry forms as soon as possible so that last-minute chaos can be avoided and a well-planned and staged Fair can be produced.

The next committee meeting will be held on October 13 at 7pm at the Guild. The committee is open to raffle idea suggestions and seek the help of all willing members.

More detailed work reminders and Fair news will be given in the next issue of the WEAVER.

Please note: Check-in time on November 10 has been changed. It is now scheduled from 12 noon to 8pm. This allows evening

Continued on page 19

FIBER SOURCE COMMITTEE



Have you seen the Harrisville samples! You will find them posted as the September feature. Ending date for this order is October 15. Plan on getting an order in for all your winter woolies.

The October feature is a yarn company new to us, Brown Sheep Co. They spin and dye lovely soft singles and 2-ply yarns in several weights and lots of pretty colors. Prices are remarkably low for such excellent quality. We are really pleased with our new find. This feature will run October 15-November 15.



The yarn cupboard is full of your favorites from Henry's Attic, Fawcett, Filature Lemieux and other sundry yarns.

GROUP PROJECTS

The Group Projects Committee is being formed now so that you will have a chance to add to your collection of swatches.

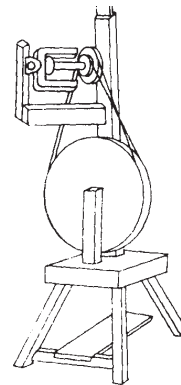
Each month we will be setting up a different project in multi-harness weaving on one of the Guild looms. For a small fee you can come in and weave yourself a swatch. We will try to encompass many types of weaves, from beginner to advanced. Look for our monthly project in each MINNESOTA WEAVER, starting in November.

If you would like to be a member of the Group Projects Committee, to help select the weaves and to be responsible for one warping session, call Karen at the Guild soon.



BMFM

SPINNERS WORKSHOP
OCTOBER 22, 7pm



How can I use my piles and piles of handspun? What have you done with yours? Any great project ideas?

How does a beginner learn to translate handspun into knit and crochet projects?

What are the tricks (besides practice) to producing a soft, lofty, bulky yarn? a good, strong, fine yarn? planned lumps?


What do I say when someone wants to buy my yarn? I'd love to sell, and people have asked to buy, but is my yarn good enough yet? What size skeins should I aim for? Is there a standard size? How do I set prices--for handspun, for natural dyed?

What is your favorite fleece? Why? Your least favorite? What have you done with other fibers? Can someone show off their adept fingers with cotton, silk, linen? What about other exotic fibers, hairs? Do you have any great new sources? Met any nearby wool growers?

These are only a few of the questions that some of us need answered--experiences shared. And the October Spinners Workshop--By Members For Members--will be an opportunity for some to show off their skills and knowledge, to display their projects, to ask and answer questions, sharing experiences.

ALL SPINNERS--Come out and help the beginners, renew old acquaintances. Bring a treat, or bring a project. Take a spin with us--7pm, Thursday, October 22, at the Guild.

SCHOOL NEWS



OCTOBER GUILD CLASS STARTS

The following Guild classes begin this month:

- Weekend floor loom. Inst. Dianne Swanson. Oct. 30--Nov. 1. Fri. 6-10pm; Sat. 9am-4pm; Sun. 12 noon-4pm.
- Drafting for the Loom. Inst. Charlotte Miller. Oct. 17. Sat. 9am-4pm.
- Tricks of the Trade: Shortcuts for Warping the Floor Loom. Inst. Charlotte Miller. Oct. 27, 29. T, Th. 6:30-9:30pm.
- Frame Loom I: The Basics. Inst. Linda Maschwitz. Oct. 7-Nov. 11. Wed. 6:30-9:30pm.
- Frame Loom III: Krokbragd. Inst. Mary Temple. Oct. 31. Sat. 9am-4pm.
- Color Through Spinning. Inst. Marcie Archer. Oct. 12-Nov. 9. Mon. 6:30-9:30pm.
- Dyeing: Natural Dyes I. Inst. Connie Magoffin. Oct. 3, 10, 17, 31 (please note date change). Sat. 9am-12 noon.
- Finishes and Embellishments. Inst. Karen Searle. Class mischeduled in catalog. Corrected dates and times: Saturday, December 5, 9am-3pm.

SPECIAL NOTICE: CLASS SCHEDULE CHANGES

One date in Connie Magoffin's natural dyes class schedule should be changed. It will meet on October 3, 10, 17 and 31. It will not meet on October 24. Please make corrections in your class catalog.

Another class change is necessary because of a scheduling conflict. This is for Karen Searle's Finishes and Embellishments class. The class will be taught on Saturday, December 5, from 9am-3pm.

HAVE YOU HEARD



Business Tools for the Artist is a workshop series co-sponsored by the Minnesota Crafts Council and the St. Paul-Ramsey Arts and Science Council. The workshop will be held October 17 from 8:30am to 5pm at the Design Center, University of Minnesota, St. Paul.

The program is designed to sharpen the business skills of practicing crafts people. Goal setting, insurance plans, confronting rejection, photographing work, professional presentation, and business basics such as copyright, contract and commissions, taxes, marketing, accounting and dealing with banks are among the subjects to be covered in the workshop.

Registration should be made by October 9 to Minnesota Crafts Council, 528 Hennepin Avenue, Suite 210, Minneapolis 55403. The nonmember fee is \$20. Additional information can be obtained by calling MCC at 333-7789 or Phil Platt, St. Paul-Ramsey Arts and Science Council, 292-3213.

The Minnesota Weaver is sent by bulk rate, third class mail to subscribers and members of the Weavers Guild of Minnesota, Inc., a nonprofit organization, and an equal opportunity organization.

If you move, please inform us of your old address as well as your new address. Thank you.

Name _____


Old Address _____

City, State, Zip _____

New Address _____

New City, State, Zip _____

New Phone _____



by Connie J. Magoffin

On several occasions this summer and fall a most tolerant husband came home to dye pots simmering on the stove rather than dinner. Each year I like to try dyeing with plants I have never used before. Often the plants are not even identified until they are home. While the chopped plants are simmering with my sample yarns, I curl up on the sofa with a cup of tea and my Peterson Wildflower Guide comparing descriptions and illustrations with the plant sample I have saved out to press.

When I'm at my most efficient, this is how I sample new plants: Usually 1 oz. of plant material is chopped and added to 1 quart of water in a small pot I keep handy especially for sampling. The sample yarns consist of 12" strands of wool, one each pre-mordanted with alum, tin, copper, chrome, and iron, and one unmordanted strand. Each strand is knotted according to my own key: one knot for alum, two knots for tin, etc. The six strands are then knotted together and labeled (on masking tape with a Sanford Sharpie marker that I know is waterproof) with the plant name and weight. To avoid forgetting the data, while the pot simmers I immediately prepare an index card.

I use a rubber stamp that I purchased last year from Straw Into Gold which has places for the most important dye information. Plant name, plant and fiber weight, where picked, date picked, date dyed and any special dyeing techniques are recorded. This of course can be done in the same manner without the stamp. The only information that needs to be added later is the dyeing time and any additions in technique; whether the yarn was cooled in the bath, if an acid or base was added to the bath, etc. I also punch 6 holes along one edge of the card. The entire process of sampling, except for the hour that the yarns simmer by themselves probably doesn't take more than 10 minutes of my attention.

When the samples are rinsed and dried, each strand is folded in half and attached through the holes with a lark's head in a fixed order. One half of each strand can then

be folded to the back of the card and covered so that the card can be placed in a window for light testing on the remaining half of each strand. The two ends of each strand are then always together so a comparison can be easily made to see if fading has occurred during the light test.

The following ten plants were tested by me for the first time this year. As I started to write the specific color results for each mordant, I realized that you would probably not get that exact color anyway, there are too many variables. In addition, my sample yarns are almost two years old; freshly mordanted yarns would most likely yield slight variations. So.....I will mention the overall color impression that I get from looking at each sample card or I'll specify a mordant and color if I think it's particularly special. It is best for you to do your own samples, with your water, yarn, mordant recipes, etc before you do any quantity dyeing.


Remember that I purposely use a large proportion of dye plant to yarn in my sampling to obtain the full color potential of a plant. If the same colors are desired, that proportion must be kept in mind when larger quantities of yarn or fleece are dyed. From my samples I can choose only those mordants with each dye plant that offer colors that I particularly like. Sometimes all five mordants produce a pleasing range of colors with a plant, but more often only one or two of the mordants offer a color I would want to duplicate. In this way I eliminate a lot of work for a disappointing result.

Hopefully, you will still have time to try some of these plants yourself before the frost hits (Oh! it hasn't already happened has it?) Or, file it away for next year and spend some time this winter preparing sample strands and cards so you are ready to go next spring when those pesky weeds that no one else wants start beckoning to us.

1. Queen Anne's Lace, Wild Carrot (Daucus carota)- flowers, leaves and stems: alum and tin - bright yellow-greens, chrome - brass
2. Great Solomon's Seal (Polygonatum canaliculatum) - leaves, stems, and purple berries: tin - rich butterscotch

Continued on page 14

FROM THE EDITOR



NATIONAL SPINNING & WEAVING WEEK
OCTOBER 5-11

PURPOSE: To celebrate the timeless crafts of weaving and spinning, and to honor craftsmen, past and present, who perpetuate a legacy of fine handmade textiles.

SPONSOR: Weaving & Spinning Council, Loveland, Colorado

Minnesota Weavers Guild received last month a packet of material fostering activities Guilds could use during our first-ever national spinning and weaving week. Too late this material came for any extensive planning and activities this year. We do have our first meeting, the Author Autograph Party scheduled, our Studio Tour later in the month, and work progressing toward next month's Fiber Fair.

There are other activities that individual Guild members can undertake to publicize this week, and there are ideas about which we can all think so that plans for next year's national spinning and weaving week can be made in ample time for a real celebration.

Here are some ideas individuals can adapt to celebrate this year:

Invite a nonweaving friend to our Author Autograph Party, introduce them to the authors and to other Guild members, show them around the Guild rooms--they'll be impressed. Wear some of your handwovens to the meeting.

Phone your local school, library, retirement home; volunteer to demonstrate, put up a display, answer questions (maybe you have a friend in radio or TV who might like to include you in a brief

news-feature--they always welcome variety and suggestions).

Challenge yourself to warp up a project you've always dreamed of starting--to be finished for Fiber Fair, Christmas, or for next spring's fashion show.

Wear handwovens all week; get out your placemats and table runner and use them.

Volunteer to do story time at your school, pediatrics ward, or library. Read Gustav the Gourmet Giant (Gaeddert), Annie and the Old One (Miles), Pelle's New Suit (Beskow), or Charlie Needs a Cloak (de Paola). Take along some wool and a drop spindle, demonstrate, and let the children handspin a little wool by twisting it.

Drop a note to a weaving friend you haven't seen for a while; write a note to your favorite weaving or spinning teacher, telling them what you're doing, enclose a swatch or a yarn sample.

These ideas, along with special public meetings, programs, and displays can be part of a concerted effort, with plans made long in advance of next year's celebration.

From Linda Ligon, WSC chairman, and Debbie Redding, WSC public relations: "To share knowledge, exchange ideas, encourage excellence, and stimulate public interest--these are among the goals of most guilds. Weavers' guilds seek new members to keep new ideas coming in, and educate the public with demonstrations and fairs to foster appreciation of our craft. Though it doesn't say so in any of the guild by-laws I've read, I suspect that most guild members also participate just for the fun of it, the simple pleasure of spending time with friends."

Next year's National Spinning & Weaving Week is set for October 4-10. That's 1982. Let's plan for it. But this year is now, so
ENJOY SPIN WEAVE SHARE

Items for the Guild newsletter, The Minnesota Weaver, should be submitted to the Guild office by the first of each month.

Teach A Friend To Weave Contest

Pass it on!

THE GREAT SHUTTLE RELAY



RULES

1. Any weaver may teach any non-weaver to weave. A non-weaver is one who has never warped a loom. The project must be warped, woven and finished completely by the student. Only one student per teacher and one teacher per student. (One entry per person.)
2. Start from any project from any issue of *Handwoven* magazine or a *Handwoven Design Collection*. Make any adaptations or use any yarns you wish.
3. Entries must be postmarked by January 31, 1982. Please include a postage fee of \$3 (U.S. funds) in check or money order.
4. Mail entries in a reusable container. U.S. entries will be returned by UPS. Canadian entries will be returned by the postal service. (We will begin returning entries by April 15, 1982. Please do not request early returns.)
5. Safety-pin (don't sew) name and address to project for identification.

Entries will be judged on craftsmanship, originality, aesthetics, adherence to contest rules and good relationship of form to function.

CATEGORIES

- Wearables & accessories;
- Rugs for floor or wall;
- Coverlets, blankets & yardages;
- Other functional household goods;
- Handspun project—of which at least 50% of the project is handspun yarns, spun entirely by the student.



Contest
Interweave Press

306 N. Washington
Loveland, CO 80537

Interweave Press employees and regular contributors are not eligible for prizes.

ENTRY FORM

complete entire form

Enclosed please find a _____
handwoven by _____
(address) _____

_____ zip _____
taught by _____
(address) _____
_____ zip _____

X _____ I hereby certify that I am a new weaver, that the enclosed project is a result (not necessarily first) of my initial weaving experiences, that the above information is correct, that a \$3 postage fee is enclosed, that I release Interweave Press of any liability in the handling of my project and that my project may be photographed by Interweave Press and used for any promotional purposes.

X _____ I hereby certify that I served only in a teaching capacity during the weaving of the project enclosed and agree that my name may be used, if necessary, for any promotional purposes.

Date _____

Enter my project in the category checked.

- Wearables, accessories
- Rugs for floor or wall
- Coverlets, blankets, yardages _____

(intended use for yardages)

- Other functional household goods
- Handspun project—of which at least 50% is handspun yarns spun entirely by the student.

This entry is based on the project that appeared in: Handwoven

Design Collection

Issue date & theme _____

VARIATIONS from the original (list here, on back of entry or use another sheet):

This project was woven on a _____
_____ loom
(brand, harnesses, etc.)
using _____
_____ yarns.

INTRODUCING

FLORENCE TITUS --
EARLY 20th CENTURY
MINNESOTA RUG WEAVER

It was a different time then. Rockford was a long drive into the Cities. An 8th-grade education prepared a person with all the skills, though not the sophistication, that a 12-year education does now. Young farm women were not encouraged to work "out" (outside the home) and were expected to stay home until they got married. A two-harness rug loom was dear--at \$32--and warp cost 15¢ a pound.

In 1916, Florence Titus was 15 years old and looking for a way to earn money without working out. She had been milking cows since she was 7, and she picked berries so well that neighbors fought over who would have Florence pick for them. But with 7 children on the farm in Rockford, more money was necessary.

Florence saw her sister's mother-in-law weaving rugs; Florence immediately felt that weaving was more to her liking than crocheting and tatting items for her hope chest. So, with several years of berry-picking money, Florence saved up the sum of \$32 and ordered a two-harness rug loom from Montgomery Ward. It came by freight from Chicago to the Rockford Depot, and then by horse and wagon to the farm.

Instructions came with the loom, but Florence didn't bother to read them. She had quickly learned the essentials from her sister's mother-in-law, and whatever else she needed to know she learned through experience.

She began weaving rag rugs, obtaining the rags from the Oriental Rag Company in Lima, Ohio. She didn't advertise: neighbors saw her at the loom and bought a rug, then others would see the rugs and contact Florence. She sold rugs for \$1 per yard, on the average--wider ones more, very narrow ones less.

Ms Titus' trademark--the only form of identification she uses--is an inlaid

design at each end as a border. Her rugs are 12 epi, with 12 ends of black and 12 of white. At the beginning of her weaving career, the warp colors would remain vivid for years; now, the black fades to gray after a while. The weft pattern that Ms Titus prefers is a hit-and-miss style. The best weft material is baby diapers: it packs down very well, which makes the rug last a long time. I saw some rugs at the Titus' home that were 30 years old, and only a couple of the rugs have a worn spot or two. Denim is too heavy to beat down well, and nylon doesn't beat well at all. It took her a while to realize that the shawl knot--the knot used at the ends of shawls that women wore all the time and used for everything, the knot we call the overhand--would work much better on warp ends than square knots.


Florence Titus' rugs ended up in Africa, China, and Japan--purchased by missionaries while they were state-side. She even made carpets 12 feet wide, working with 4 sections, each a yard wide, then sewing them together. Matching was rather tricky with those rugs, and on an area that large, the match had to be precise. She also wove quite a few stair coverings, which would have a design down the center of the rug rather than at each end--or they would be entirely hit-and-miss.

The Montgomery Ward loom still stands in Florence's basement, ready to weave. Several repairs have been made through the years: the front warp reel was replaced with a roller from a farm binder by her father many years ago; the heddle frame was also replaced.

Before Florence Titus married in 1934, she could weave up to 10 yards a day. After she married, her husband indicated that he would earn the family living. When he died a short time later, she returned to weaving, but on a smaller scale, mostly as a solace.

She keeps the loom ready to weave at all times still, although I suspect it's been a few years since she has actually woven anything. It's easier, she explains,

Continued on page 18



Kathy McMahon

On a few good men...

Isn't it the Marines that used that line for recruitment? At the WGM we have more than a few good women and men, but some of them for one reason or another are not presently active.

Some are new members that may be shy or afraid of an overwhelming involvement, or just never thought about it. Some are long-time members who were overwhelmingly involved and decided they needed a break or just never thought about it.


Well, I'm here to ask you to think seriously about 'it' - getting active, involved, participating (newly or once again) in the WGM and its many interesting and enjoyable activities.

The WGM Board, committee heads and special projects people are really enthusiastic about the coming year. And well they should be! Lots of new, exciting and revitalized events are in the works.

Karen Gensmer (our outstanding office manager) tells me that there is still a need for "a few (more) good men/women" to volunteer their talents and skills at the Guild. She always has projects, one-time and continuing, where you can help. Besides, it's fun and I guarantee you will make some fine new friends!

Susan Brown needs help to set up a group project on one of the WGM looms. Peggy Meyer and Barbara Bend are planning a "best ever" Fiber Fair - can you help? Fiberarts magazine is interested in having the WGM edit two pages of their magazine on speakers, workshops, news, etc., from Minnesota - interested? Marti Luzader could use a few more people to work on the WEAVER - no experience necessary! Or how about inventing a new ornament for the MIA Christmas tree-wrap it in braids? use marbled fabric pieces? The WGM has something for everyone.

Now, surely something you have just read about started your adrenalin flowing. So walk right over to the phone and call Karen. Let her know what you're interested in and she will help you help us. And thanks - we need you!



A new Norwegian weave study group is in the process of formation now. It will meet at the Guild so that a larger group can be accommodated. If you are interested in joining or receiving further information about the group, leave your name at the Guild so that you can be contacted when the first meeting date is set.

ÅKLAE WORKSHOP HELD


Ten women attended the Åklæ Workshop at the Guild on September 11-13, and all ten apparently are "hooked" by this traditional Norwegian weaving technique. Lila Nelson, textiles curator of the Norwegian Museum in Decorah, Iowa, conducted the workshop.

Participants were Vickie Wilson, Cathy Montain, Bertha Moteberg, Marti Luzader, Jean Seeker, Andrea McCormack, Patricia Ewer, Marge Polanek, and Mary Wittenbreer.

On Monday, September 14, Lila's former students gathered at the Guild for a "show and tell" reunion with their instructor, displaying their projects and exchanging their experiences since their classes.

Lila described the Museum's plans to renovate their farm for a weaving school--but don't jump to register, because right now it's just in the planning stage. She also described a projected spring trip to Norway under Museum sponsorship to study and tour. For additional information about the tour, contact Lila, the Museum at Decorah, or the Guild.

STATE FAIR



Minnesota Weavers Guild members demonstrated at least 328 hours at this year's Minnesota State Fair. Twenty-four of us worked on the floor loom, 21 on frame looms or off-loom weaving, and 28 demonstrated spinning. Altogether, 82 of us were there in the Creative Activities Building between August 27 and September 7.

Place mats and table runners were woven on the floor loom--a second warp was put on the loom during the period the Fair ran. Off-loom weavers and spinners brought their own projects to work on, plus samples of their yarns and weaving projects. There were constant crowds watching with fascination and asking questions about techniques and Guild classes.

Floor loom weavers were Traudie Bestler, Helen Hubbard, Judy Freeberg, Marj Jerousek, Susan Marshfield, Elaine Phillips, Dee Marks, and Jan Volkenant. Also Mary Skoy, Shirley Fielder, Linda Armstrong, Dee Lindsey, Edis Risser, Derva Minear, and Robin Faionza. Other floor loom weavers were Kathryn Rusch, Cathy Ingebretson, Shirley Herrick, Paul O'Connor, Marcelyn and Bill Smale, Cheryl Youngren, Namiye Oshima, and Paula Pfaff--24 weavers, several of whom demonstrated more than once.

Off-loom and rigid heddle weavers were Kathy McMahon, Lenie Neimeyer, Joan Seifert, Rena Poloff, Eileen Stack, Sandy Tedora, Rita Dillon, Yvonne Steinbring, Linda Sorenson, Jean Lodge, and Jean Linwick. Also Virginia Stockwell, Claire Rykken, Bertha Moteberg, Dorothy Christensen, Mary Jane Lis, Sonja Irlbeck, Susan Brown, Joy Schaber, Suzette Bernard, and Charlotte Haglund. Again, of the 21 weavers, several demonstrated twice.


Spinners were Mildred Carselle, Priscilla Zeller, Judith Anderson, Ann

Basquin, Karen Pladsen, Mary Temple, Marti Luzader, Shirley Johnson, Terry Stanley, Cathy Montain, Sheila Foote, Barbara Bend, Betty Olson, Denise De Jarlis, Debby Wood, and Pat O'Connor. Also Pat Peshorn, Elaine Martin, Barbara Hamberg, Jean Seeker, Ann Fox, Carolyn Goldberg, Connie Magoffin, Edna Gonske, Louisa Breun, Ann Sisel, Dianne Swanson, and Betty Hauge. At least four of these women demonstrated twice or more.

Several of our more photogenic members appeared on television! Jean Linwick, Priscilla Zeller, and Derva Minear were interviewed by Warren Martin on a live from the fair broadcast for channel 11. Jean showed her frame loom project; Priscilla demonstrated spinning; and Derva discussed floor loom weaving.

Jan Volkenant and Dorothy Christensen not only demonstrated, but they arranged the schedule for the entire fair period, spending hours on the phone to line up people. Irene Wood served as a judge this year. And, of course, Dorothy Christensen as assistant superintendent in charge of the Creative Activities Building spent the entire fair period there.

LETTERS



1981 Minnesota State Fair
September 8, 1981

Dear Friends,

The 1981 Fair has come and gone, and we want to express our appreciation for your interesting demonstrations in weaving.

The various crafts that were demonstrated add much to the overall interest in the Creative Activities Building. We have had many favorable comments regarding your demonstrations, and thank all of the demonstrators for giving of their time to help make the "Minnesota

Spectacular" a success.

Sincerely,

Dorothy Christensen
Assistant Superintendent
Creative Activities Department

P.S. The Guild display case was beautiful, as always. Thanks to those who shared.

1981 Minnesota State Fair
Sept. 11th, 1981

Dear Weavers:

I wanted to thank you one and all for your stunning performances on t.v. during the Minnesota State Fair and let you know how much I appreciate your cooperation during what must have been a pretty busy time anyway.

I enjoyed meeting your representatives and especially enjoyed seeing the lovely work everyone was doing. My best wishes to all of you and the future of your organization.

Sincerely,

Deborah J. Fisher
Publicity Department

A LETTER FROM A NEW GALLERY

By Design
a gallery of contemporary crafts

Dear Weavers Guild,

On August 28, BY DESIGN opened in the Lumber Exchange Building in downtown Minneapolis. We are featuring the work of craftspeople from across the nation in ongoing and special exhibits in a variety of media including clay, glass, fiber, wood and metal. We are pleased to be able to serve as both a much needed artists' representative and as a source for collectors and patrons in this area.

We would like to be included on your mailing list to receive announcements about exhibits, workshops, etc. If any of your members would be interested in showing us their work, please ask them to call or write for an appointment. Our address is:

BY DESIGN

Lumber Exchange Building
10 South 5th Street
Minneapolis MN 55402
612/333-2204

Sincerely,


Nancy Gruver
Nancy Gruver


Sue Nardie

Sue Nardie

FROM WOODS AND FIELD continued from p. 8

3. Gumweed (Grindelia squarrosa) - flowers, leaves and stems: variety of golds
4. Common Morning Glory, Blue (Ipomoea purpurea) - flowers: alum and tin - lovely soft yellows, leaves and stems gave similar, but slightly duller colors
5. Bouncing Bet (Saponaria officinalis) - flowers, leaves, and stems: light gray-greens
6. Lamb's-Quarters (Chenopodium alba) - flowers, leaves, and stems: golds and olives, chrome - rich rust
7. Blue Vervain (Lobelia siphilitica) - flowers, leaves, and stems: medium browns, some golden browns
8. Birdsfoot Trefoil (Lotus corniculatus) flowers: alum and tin - rich yellow-gold, chrome - brassy orange-gold
9. Jewelweed, Pale Touch-Me-Not (Impatiens pallida) - a few flowers, leaves, and stems: tin - fluorescent yellow-orange, chrome - rich orange-rust
10. Marijuana, Hemp (Cannabis sativa) - leaves and stems: alum and tin - yellow-greens, chrome - brass





FIBER ART EXHIBIT IN ROCHESTER

The Rochester Art Center continues a contemporary fiber works exhibit through October 25.

Works by Ruch Kao, Ann Kingsbury, Jean Stamsta, Park Chambers, Ruth Mordy, and Morgan Clifford are on exhibit at 320 E. Center Street in Rochester, MN.

Gallery hours are Tuesdays-Saturdays, 10am-5pm; closed Sunday and Monday.

MIDLAND ART COUNCIL SETS SHOW

January 15 is the entry deadline for SPACE SAILS: American Banners Exhibition, sponsored by Midland Art Council Galleries and the Midland Center for the Arts in Michigan.

Gerhardt Knodel will jury the entries; the exhibit will run from April 3 through May 1, 1982.

For a prospectus, write to The Midland Arts Council, 1801 West St.-Andrews St., Midland, MI 48640.

LOS ARTES DEL VALLE

This information has been gleaned from Fiber News, Illinois Region, edited by Naomi Whiting Towner at Illinois State University.

Through November 8, there will be an exhibition of San Luis Valley, Colorado, embroideries and weavings, at the John Michael Kohler Arts Center, 608 New York Avenue, Sheboygan, WI.

"Centuries before the first frontiersmen forged an Anglo-American path into the mountains and deserts of the Southwest, Spanish explorers and settlers had already firmly established the roots of their own cultural heritage. A vital part of this heritage included the traditions of fine embroidery and weaving; as early as the sixteenth century, Spanish artisans were producing handspun woolen serapes and blankets and intricately

embroidered bedspreads, table covers and altar cloths. With the advent of 19th and 20th century technology, however, many traditional handcrafts died away, replaced by commercially manufactured tools and goods. In the San Luis Valley of southern Colorado, an isolated group of women folk artists have been working to revive traditional Hispanic-American fiber crafts. The resulting textiles are not replicas of old forms and designs but new expressions that embody both past and present. 'Los Artes Del Valle' presents a major selection of these contemporary embroideries and weavings, several of which have never been seen outside the San Luis Valley."

Hours for the show are Tuesday to Sunday, noon to 5pm; Monday 7-9pm.

Fiber News editor Naomi Whiting Towner reports a new publication, Accent on Crafts Quarterly, from Lake Zurich, IL.

Editing the publication is former Working Craftsman editor and Chicago Sun-Times columnist Marilyn Heise. Judy Martin is the Quarterly's creative director.

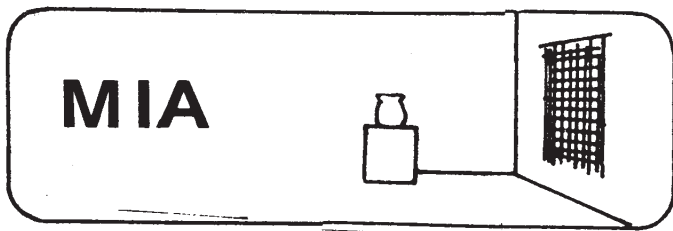
The publication "spotlights trend-setting crafts, shops, craftsmen, and fairs, and includes a networking column plus a pull-out calendar poster."

To receive a copy, send 50¢ for postage to Judy Martin, Dept. 650, Illinois Bronze Paint Company, 300 E. Main St., Lake Zurich, IL 60047.

A new gallery in Milwaukee, WI, Unique Arts & Crafts Gallery, accepts applications for future exhibits and general representation in the gallery. They now represent 50 artists from here and abroad.

Information may be obtained by writing gallery director Irene de Venecia-Naik, 4407 North Oakland Ave., Milwaukee, WI 53211.

Your work will be juried if you send a resume, 5 or 6 slides, and SASE. Gallery hours are Monday to Saturday to 6pm, Friday till 9pm.



ART INSTITUTE OFFERS FALL CLASSES AND SEMINARS FOR ADULTS

A variety of museum classes and seminars will be offered for adults this fall at the Minneapolis Institute of Arts. The class offerings include surveys of American art, Western textiles, treasures of the museum's permanent collection and a unique course in museum studies. Three textile seminars and a class in Sumi-e, or Japanese brush painting, will also be offered this fall. For registration and further information call 870-3131.

MUSEUM CLASSES

Introduction to Museum Studies This survey course introduces students to the history, philosophy and practice of museums. It is designed for those seeking entry-level positions in museums or community art centers, for those already employed in such institutions without professional training and for museum volunteers. Learning activities will include lectures, guest speakers, small group activities and behind-the-scenes visits to area museums. Terry Zeller, instructor.

Collectors' Seminar: Textiles Lotus Stack, the museum's curator of textiles, will survey the national and international art markets for historical, ethnographic and contemporary textiles. This introductory seminar will also deal with such topics as how to display and protect textiles in a non-museum environment.

Saturday, October 31
10 a.m. - 3 p.m., MIA Board Room
Tuition: \$25.00 MSFA members, \$30.00 non-members. Lunch at the Link Restaurant is included in tuition.

The Web of the Past: A Survey of Western Textiles Western textiles will be studied as works of art and as cultural documents of the periods and societies that produced them. Slide lectures will be combined with study of textiles in the museum's collection and gallery discussions of paintings in which costumes and other textiles are featured. Otto Thieme, instructor.

Thursdays, October 8 - November 5
6:30 - 8:30 p.m., MIA Room 211 Tuition:
\$25.00 MSFA members; \$30.00 non-members


TEXTILE SEMINARS

Islamic Embroidery The cultural diversity of the Islamic world is reflected in its embroidered textiles. The Islamic textiles in The Minneapolis Institute of Arts' collection, the focus of this seminar, illustrate many of the styles and techniques found in embroideries from Bokara to Fez. Special emphasis will be given to Turkish embroidery. Phyllis Lehmborg, instructor.


Saturday, October 17 10 a.m. - 3 p.m.,
MIA Room 211 Tuition: \$20 MSFA and Weavers
Guild members, \$25 non-members. Lunch at
the Link Restaurant is included in tuition.

The Guatemalan Textile Tradition A behind-the-scenes tour of the museum's collection of Guatemalan Indian costumes, combined with slides of Guatemalan weavers at work, will illustrate the rich tradition of Mayan textiles. The varied forms and functions of Guatemalan textiles will be placed within their cultural context. The impact of the Spanish Conquest on textile forms and functions will be examined. Elizabeth Groethe, Instructor. Saturday, November 14
10 a.m. - 3 p.m. Tuition: \$20.00 MSFA and
Weavers Guild members, \$25.00 non-members.
Lunch at the Link Restaurant is included in
tuition.

European Tapestries The museum's collection of 42 tapestries contains some rare examples of the weaver's art. This seminar will focus on the history and development of European tapestries, and on selected construction techniques. Participants will examine tapestries in the galleries and in the textile storage room. Pat Ewer, instructor. Saturday, January 16, 1982.
10 a.m. - 3 p.m., MIA Room 211 Tuition:
\$20.00 MSFA and Weavers Guild members,
\$25.00 non-members Lunch at the Link Restaurant is included in tuition.



MUSEUM SHOWCASE



THE ART FABRIC: MAINSTREAM

This international exhibition of more than 75 examples of work by fiber artists will continue at the Minnesota Museum of Art and the Landmark Center through October 4.

Viewing hours at the Landmark Center are 10am to 5pm, Tuesday through Saturday, and 1pm-5pm on Sunday. At St. Peter at Kellogg, hours are 10am-5pm Tuesday through Friday and 1pm-5pm Sunday.

CONTINUING...AT MIA

A Look Behind Closed Doors: Conserving the Tapestry Collection. Cowles Gallery (250) through fall 1982.

Islamic Art from the Permanent Collection. Gale Gallery (236) through April 1982.

HOURS AT MIA

Tuesday - Saturday, 10am-5pm
 Sunday noon-5pm
 Thursday 10am-9pm
 Closed Mondays

Admission: General admission \$2
 Students, persons 12 through 18 \$1
 Adult groups \$2
 Members, children under 12, senior citizens and AFDC cardholders, free
 Thursday evenings, 5-9, free (voluntary donation)

BULLETIN BOARD



FOR SALE: S.L. Hammet Co. 35" 4-harness loom, 6 yrs old, minimal use, \$500 or best offer. Call 378-1556, M-F, 9am-5pm.

FOR SALE: 2-harness Union floor loom,

shuttles, \$150. Phone 455-2366 after 3pm.

STUDIO YARN SALE: Yarns, miscellaneous equipment, ethnic artwork. Oct. 24, 9am-4pm, 127 Washington Ave. N, 3rd floor.

FOR SALE: Beka 32" frame loom with stand; 2 heddles--8 and 10 dent. \$100. Phone Mary, 291-0462 (home), 331-1813 (business).

FORMER GUILD MEMBER TO VISIT

Savetta Livingston, one of the founders of the Weavers Guild, will be in Minnesota for a short visit this month.

A special meeting will be arranged at the Guild so that members can meet Savetta. At this time, however, a date cannot be set. Check the Guild phone announcement after October 1 for further information.

the Yarnery

presents
Oktober Fiberfest '81

• FASHION SHOW BRUNCH SUN, Oct 4, 12:30 W.A. FROST - St. Paul -beautiful weavings &	• FASHION SHOW LUNCHEON Wed, Oct 7, 11:30 Radisson South Knits/\$15-ticket
---	--

• AUTOGRAPH PARTY - South American
 Sue Baiserman and Karen Searle
 Sat, Oct 17 1-4pm • ROSEDALE Yarnery


• Hmong SALE of HANDMADE ITEMS Sat, Oct 24 1-4pm LEISURE LANE	• LATVIAN MITTENS AUTOGRAPH PARTY Sat, Oct 31, 1-4pm GRAND AVE
--	---

1648 Grand Ave
 St. Paul - 690-0211

Leisure Lane
 7101 France Ave
 Edina - 922-7179

Rosedale
 631-2800

CORRESPONDENT REPORTS



ON THE MIDWEST WEAVERS CONFERENCE

Does every Guild member know that we exchange newsletters with a number of Guilds around the nation? And we hope that will be an ever-increasing number of exchanges. They are valuable, and are retained in the library for member perusal. We hope as we recruit volunteers for the Weaver to have a regular gleanings page. I thought this article from the Madison (WI) Weavers Guild Newsletter, September 1981 issue worth sharing with you. It was written by Madison Guild Treasurer Fran Bryson:

The Midwest Weavers Conference, a smaller version of Convergence (600-700) meets annually in early summer for a three day conference somewhere in the Midwest (Ames, Iowa next summer). Weavers (from 27 states this year) get together to exhibit their work (individual exhibits, style show and guild booths), to meet and hear nationally known speakers) as well as seeing some of their work), to attend mini-workshops on a wide variety of subjects, and to see the latest in supplies and equipment at the commercial exhibits. Optional three day workshops given by some of the main speakers are held in conjunction with the conference. The Conference leaves you flying high with ideas and excitement.

Next year's conference will be at Iowa State University, Ames, Iowa from July 8 to 11. Want to join other Madison weavers who attend? Send \$2.00 to Mary O'Shaughnessy for a lifetime membership (how's that for a bargain?), and each year you will be mailed information about the Conference and the workshops so that you can sign up and attend. Send dues to M. O'Shaughnessy, 2126 Skyline Place, Bartlesville, Oklahoma 74003.

EARLY MN WEAVERS continued from p. 11

to show visitors what weaving is with the loom dressed.

I also suspect that every winter she plans to do more weaving, once the garden has been turned under, and the Christmas oranges have been distributed, and she has a bit more time. Well, maybe next winter...

Kate Foreman



STUDIO TOUR continued from page 1

Marj Pohlman, a member of our Guild, is nationally known for her ecclesiastical weavings; the Shuttle Race is shared by four Guild members: Susie Sewell, Faye Sloane, Karen Searle, and Betty Rosenstein. They are primarily custom weavers.

Textile Arts Alliance sells weavings by local, national, and international fiber artists including Guild members Mary Temple, Cathy Ingebretson, Kathy McMahon, Phyllis Waggoner, Gin Weidenfeller, Lynn Klein, Pat and Paul O'Connor, Alexandra Cervenka, Sandra Roback, Ruth Bright Mordy, and Tim Harding.

Dyeworks specializes in natural dyeing of silk, woolens, alpaca, llama, and other fibers. Ann Hieronymus and Mary Cooney own the shop.

Morgan Clifford studied in Norway and has been weaving professionally for 7 years. The weaving we will see is at St. Mark's Cathedral.

Avoid the hassle of traffic and meters--get a good look at Twin Cities fiber studios and the work of some of our own Guild members--and enjoy the fellowship of luncheon together at the Guild, Saturday, October 24. Mail or bring in your reservation by October 20.

**COMING
UP**



DULUTH HOSTS STATE GUILDS

The Duluth Fiber Handcrafters Guild hosts the 1st annual meeting of the Federation of Minnesota Weavers Guilds and Fiber Artists October 9 and 10 at the Tweed Museum of Art, University of Minnesota-Duluth.

Marj Pohlmann is the primary speaker and some of her weavings will be on display.

A registration form was included in the last WEAVER. For information about Twin Cities area persons attending, contact Irene K. Wood, HGA state representative for Minnesota.

KEN COLWELL TO SPEAK AT NOVEMBER GUILD MEETING

Special lecturer at the November Guild meeting, set for 7pm, November 5, is Ken Colwell. He will talk about his coverlet collection and complex looms.

Ken has a weaving school, museum, gallery, and shop in a converted brewery at Mineral Point, Wisconsin. He has the largest collection of antique weaving equipment in the Midwest.

FIBER FAIR continued from page 5

hours for those who cannot make it during the day.

Please call if you have questions or can volunteer time to our FIBER FAIR.

Co-chairpeople Peg Meyer, Barbara Bend

PRICING SEMINAR SET

Prior to the FIBER FAIR, two respected and knowledgeable fiber people will present a Pricing Seminar for those of you who need advice on how to price your handmade items.

Paula Pfaff and Susie Sewell will present a discussion on Wednesday, October 28 at 7pm at the Guild. Please call the Guild office if you plan to attend and bring samples of your work at this time.

FIBER FAIR SCHEDULE

Oct. 13--7pm, committee meeting, at the Guild

Oct. 15--Booth reservations accepted

Oct. 28--5-7pm, Pre-selection committee at Guild to welcome new entrants
7-9pm, Pricing Seminar


Oct. 31--entry deadline (\$4 entry fee)

Nov. 10--check-in begins

Nov. 12--sneak preview

Nov. 13-14-15--FIBER FAIR

KIOSK



MASTER CRAFTSMEN INTERNATIONAL INVITES MEMBERSHIP

The Guild of Master Craftsmen International has received numerous inquiries about membership and, in order to encourage contact and an interchange of ideas, it has begun a drive to attract overseas craftspersons to its membership.

Benefits of membership include contact and exchange of ideas with more than 5000 craftspersons and businesses around the world; a high-quality, member-contributed quarterly journal; some free and some reduced-rate advertising in the journal; an entry in the annual membership directory (which acts as a shop window for members' products and services); and regular conferences and exhibitions to discuss and see other craftspeople's work and problems.

For additional information and application forms, write: The Guild of Master Craftsmen International, Parklands House, Keymer Road, Burgess Hill, Sussex, England.

from Fiber News Illinois
Region, Sept. 1981

Weavers Guild of Minnesota, Inc.
2402 University Avenue
St. Paul, Minnesota 55114
612/644-3594



NON PROFIT ORG.
U.S. POSTAGE
PAID
PERMIT NO. 2963
MPLS, MN

**dated
material**

national spinning & weaving week october 5-11, 1981



DATES TO REMEMBER—OCTOBER

- 1 November WEAVER deadline
Author Autograph Party,
1pm, Guild
WEAVER staff meeting, after
Author Party
- 5-11 First National Spinning &
Weaving Week
- 9-10 Federation of Minnesota Weavers
Guilds and Fiber Artists 1st
Annual Meeting, Duluth
- 13 Fiber Fair committee, 7pm, Guild
- 15 Fiber Fair booth reservations
- 20 Studio Tour reservation deadline
- 22 BMFM Spinners Workshop, 7pm,
Guild
- 24 Studio Tour, luncheon, 9am-1pm
- 28 Fiber Fair Pre-Selection, 5-7pm
FF Pricing Seminar, 7pm, Guild
- 31 Fiber Fair Entry Deadline
- Nov 1 WEAVER December issue deadline