

FOR WOOL AND SHODDY

Always
Uniform
and
Reliable
★
Once Used,
Always Used



Unequalled
Scouring Agents
and Fibre
Lubricators
★
Do Not Gum
Penetrating

SAMPLES GLADLY SENT ON REQUEST WRITE US ABOUT YOUR NEEDS.

BRADFORD OIL COMPANY, INC.

Lynn, Mass.



TOLHURST EXTRACTORS

Self-Balancing—Center-Slung—Suspended—Solid Curb

have established new records for service, rapid operation and economy.

Remarkably adaptable to a variety of industries, they are especially serviceable and useful in the textile field, because they eliminate the many difficulties usually encountered in other types of extractors, and are unsurpassed for the separation and extraction of excess moisture.

The finished product of 66 years of exacting experience and test, the TOLHURST EXTRACTOR is *running all over the nation*, because it has become recognized as the standard of its kind.

TOLHURST MACHINE WORKS

Established 1852 TROY, N. Y.

New York Office, 111 Broadway

Southern Rep.	Western Rep.	Canadian Rep.
Fred H. White	John S. Gage	W. J. Westaway Co.
Realty Bldg.	Hartford Bldg.	Sun Life Bldg.
Charlotte, N. C.	Chicago, Ill.	Hamilton, Ont.

H. BRINTON COMPANY

Circular Knitting Machinery

RIBBERS

KNITTERS

BODY MACHINES

Each style the latest, with all modern improvements. Simple in construction, well built of the best materials.

Catalog and samples mailed on request

213-217 Race St., PHILADELPHIA, PA.

Buying Humidity Scientifically

You who have been buying humidifying apparatus during the past twenty-five or thirty years have not been buying on a scientific basis—not always on a common sense basis.



Parks-Cramer
Automatic Temperature and
Humidity Regulator

Sometimes you have bought what you thought you wanted. Sometimes you have bought what some rule of thumb indicated you might possibly need.

With the best of three standard kinds of equipment between the covers of our data books, our engineers approach your problem not only scientifically, but professionally.

They want you to have the best kind of humidifying apparatus—the one best fitted to your problem and your conditions.

They want you to have it because they know that “the house” wants you to have it. They know that we will not knowingly sell a humidifier equipment that is not scientifically right.


Parks-Cramer Company

Engineers & Contractors
Industrial Piping and Air Conditioning

Fitchburg

Boston

Charlotte



EVERY TIME-SAVING AND CON-
VENIENT DEVICE IS PROVIDED ON

UNIVERSAL CUTTERS

ASK FOR A TRIAL. NO OBLIGATIONS

UNIVERSAL CUTTER CO.

NEW YORK
245 Seventh Avenue
BOSTON

CHICAGO
506 S. 5th Avenue
BALTIMORE

PHILADELPHIA
605 Arch Street
MINNEAPOLIS

St. Louis, Mo
CLEVELAND
1220 W. Sixth Street
SAN FRANCISCO

Headquarters for Technical Books

TEXTILES is able
to supply any
book on textile sub-
jects, which is now in
print.

If interested in any
kind of textile books
listed or not listed in
our book catalog, write
us and we will be glad
to procure same for
you.

Address Book Department

TEXTILES

79 Milk St., Boston, Mass.

"The House of Taylor"

HOTEL MARTINIQUE

BROADWAY, 32d & 33d STS.
NEW YORK

One Block from Penna. Station.
Baggage Transferred Free.

Equally Convenient for
Amusements, Shopping
or Business.

Direct Entrance to
B'way Subway
and Hudson
Tubes.

600
ROOMS
400 BATHS

RATES

From \$2 Per Day

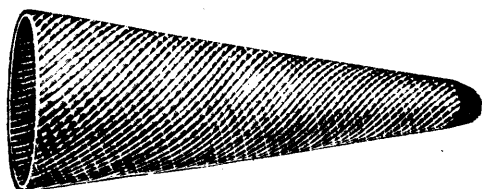
A SPECIALTY
155 PLEASANT ROOMS
With Private Bath

\$3 Per Day

The Martinique Restaurants Are Well Known
for Good Food and Reasonable Prices.



The Perfect PATENT KNIT-ALL Cone



The smooth round polished point allows the yarn
to knit off without catching and breaking



SEE THE POINT

All Sizes

All Colors

All Kinds of Paper Tubes

Made by

THE PAIRPOINT CORPORATION

Paper Mill and Tube Factory, New Bedford, Mass.

ANDREW G. PIERCE, Jr., Pres.

THOMAS A. TRIPP, Vice-Pres.

FREDERICK R. FISH, Gen. Mgr.

WILLIAM A. CLARK, Treas.

THE NEEDLE PAR EXCELLENCE

Best workmanship, perfect design, great strength, and durability, high grade steel, and permanent smoothness characterize the COREY Latch Needle--the needle par excellence.

Corey Latch Needles

are made in a model factory by employees of long experience, under the best factory conditions. The COREY needle is positively superior and the line unrivalled. COREY and quality are synonymous when applied to needles. Specify COREY needles and needle troubles will be eliminated.

William Corey Company

Chauncey H. Williams, Sole Owner

Manchester, N. H.




Fig. 1028.

A Noteworthy Work

In this book of over four hundred pages, with its one thousand, eight hundred and seventy-five practical illustrations of weaves, every form of shaft weave for single, double and three or more ply fabrics is clearly explained.

The "straight line" method of cloth analysis, explained in a supplement, enables the reader to readily obtain the layout for duplicating any woven fabric submitted to him.

This exceptional book has run through edition after edition in Europe.

No weaver or designer of woven fabrics can afford to be without it, as it contains the best collection of weaves ever published in the English language.

A Handbook of Weaves

By G. H. OELSNER

Director of the Weaving School at Werdau

Translated and Revised by SAMUEL S. DALE
With a Supplement on the "Straight Line" Analysis of Cloth

402 Pages 4to., 1875 Illustrations. \$4.50
With one year's subscription to "Textiles," \$5.00

Send orders with remittance to TEXTILES
79 Milk Street : Boston, Massachusetts

W. D. HUSE & SONS

LACONIA, N. H.

The HUSE Improved Winder

Occupies only about half the floor space and runs with half the power required for ordinary winders.

Spindles friction driven—no bands. No vibration. Adapted for winding small sized bobbins by simply changing the cams, or two sizes of bobbins can be run at same time.

Variable speed attachment furnished for skein winding. Extremely simple, durable, smooth-running and has very few parts.

Furnished with any number of spindles desired.

These are but a few of the many points of supremacy.

Write for our catalogue giving full information.

The HUSE Ribber

This machine is made in any size desired from $2\frac{1}{4}$ to 6 inches in diameter, and with attachments for making welts, loose courses, tuck stitches and stripes, double knee and high spliced heel.



Can also be used without extra attachments for producing straight ribbed work.

Adapted for making rib tops for half hose, rib legs for ladies', misses' and children's stockings, also for shirt cuffs, drawer bottoms, etc.

Built with either one or two feeds, as best adapted for work required.

Simple, very few parts, and well built throughout.

Send for our new catalogue.



LACONIA NEEDLE COMPANY, LACONIA N. H.

Manufacturers of
HIGH GRADE LATCH NEEDLES

Thoroughly finished, durable and, we believe, the most satisfactory and economical needles that can be produced. Made by skilled needle makers, from the highest grade wire and on new, improved and accurate machinery.

These needles are carefully inspected before leaving our factory and no effort is spared to keep our output up to the very highest standard. We are confident you would be pleased with these needles. May we send you samples?

TEXTILES

A MONTHLY TECHNICAL JOURNAL OF THE
TEXTILE TRADE

Published by

THE TEXTILES COMPANY

Post Office Square Building : : 79 Milk Street, Boston, Mass.

EDWIN B. PILLSBURY, Business Manager

Telephone Main 19

SAMUEL S. DALE, Editor

Cable Address, "Textiles, Boston"

New York Office: 42 West 39th Street. Telephone Greeley 4295

J. CARLISLE LORD, Manager

SUBSCRIPTION

In the United States	\$1.00 per Year
To Canada and Foreign Countries	\$1.50 per Year
Single Copies	15 Cents

REMIT TO "TEXTILES" BY EXPRESS OR POSTAL MONEY ORDER, CHECK OR BY ENCLOSING CURRENCY WITH ORDER AT OUR RISK. ADVERTISING RATES SENT ON APPLICATION

Entered as second-class matter January 14, 1916, at the post office at Boston, Massachusetts, under the Act of March 3, 1879, (Copyright, 1919, by Samuel S. Dale.)

ALLEN BLEACHING KIERS

ALLEN KIERS are either of the Allen Patent Injector Type or "Allen Worcester" Kiers, equipped with Motor driven pump and especially constructed Heater.

The "Allen Worcester" Kier, which is wonderfully popular, is mechanically correct and can be depended upon to do exceptionally good work. The motor driven pump gives positive and even circulation and the strength of the liquor is maintained throughout the Boil. Tendered goods are impossible. Let us show you these Kiers in operation.

Allen Heating Boilers, Horizontal, Tubular, Upright and Locomotive Type, have been on the market for many years. We also manufacture the Allen Improved Logwood Extractor.

WORCESTER STEAM BOILER WORKS

WM. ALLEN SONS CO., Proprietors

GREEN, PLYMOUTH AND WASHINGTON STS. : WORCESTER, MASS.

"BRETON" MINEROL "F"

FOR
Cotton Piece Goods

BORNE, SCRYMSER COMPANY
80 South Street, New York

BOSTON

PHILADELPHIA

Works : Elizabethport, N. J.

PURE WATER Takes Less Time and Cleanser

In dyeing, bleaching and finishing pure water is an absolute necessity to secure a clear white or any of the delicate shades so popular today.

Less time and less cleanser are required in washing with water filtered with

NORWOOD FILTERS

These claims are proved by the many installations we have made in textile mills. The largest ever installed in a textile mill—that at the Pacific Mills, Lawrence, Mass., is a NORWOOD.

Tell us your requirements and we will give you the cost of a NORWOOD FILTER exactly suited to your needs. Do it TODAY.

NORWOOD ENGINEERING CO.
FLORENCE, MASS.

THE SCIENCE of KNITTING

A Reference Book of
Great Practical Value for
Knitting Mill Men : :

"The Science of Knitting" consists of 330 pages, and contains a vast amount of desirable technical information regarding the various branches of the knitting industry. Durably bound and of convenient size.

Mailed postpaid on receipt of the price, \$3.00, by

"TEXTILES"

79 MILK STREET

BOSTON, MASS.

CONTENTS FOR AUGUST

Export Trade and the Bolsheviki.....	11
Protection or Free Trade.....	12
Power Transmission in Textile Mills	13
French Worsted Drawing	15
The Identification of Textile Fibers	16
The Construction of Weaves.....	17
Practical Fixing of Cotton Looms	18
The Mechanics of Textile Processes	19
Boiling-Off Silk	20
Protection in Australia	20
Air Moistening in Textile Mills	21
"Straight Line" Textile Calculations	22
System for Spooling and Warping	22
English Wool Combing Charges	23
Wool Growing in New Zealand	23
Secretary Cherington	23
Sodammonium Sulphate from Nitre Cake	23
 QUESTIONS AND ANSWERS	 24

Carbonizing Flannel
 Temperature for Sizing
 Matting of Warp Yarn
 Testing Strength of Fibers

KNITTING DEPARTMENT 25-26-27

The Manufacture of Knit Goods
 Points on Silk Hosiery
 Attachment for Looping Machines
 Recently Brought Out

DYEING, BLEACHING AND FINISHING 28-29

The Process of Carbonizing
 The Alkali Boil

"HURRICANE" DYEING, DRYING AND FINISHING MACHINERY, PRESSES, ETC.

The "HURRICANE" Line of Drying Machinery Includes

Automatic Loop Dryers
 For Underwear, Toweling, Piece Goods, Silks, Plushes, etc.

Continuous Piece Carbonizing Machines

Automatic Yarn Dryers
 For Cotton, Worsted, Jute, Silk and Artificial Silk Yarns.

Truck Dryers for Yarn, Tape, Braid, etc.


Automatic Raw Stock Dryers
 Single and Multiple Apron Types for Wool, Cotton, Linters, Hair, Flax, etc.

Automatic Raw Stock Carbonizing Machines.

Automatic Yarn Drying and Conditioning Machines
 for all kinds of yarn.

Truck Dryers for Yarn Dyed on Cones.

Write for Catalogue



Automatic Stock Dryer With Self Feed

THE PHILADELPHIA DRYING MACHINERY CO.

MAIN OFFICE AND WORKS, STOKLEY ST. ABOVE WESTMORELAND, PHILADELPHIA, PA.

DU PONT AMERICAN INDUSTRIES



Basic Colors

WHILE BASIC COLORS, considered individually, are not used in as large tonnage as some other dyestuffs, they are, however, indispensable in the most diversified industries. Their importance, therefore, becomes paramount in the dyeing and printing of cotton, wool, paper, silk, leather, and the making of lakes. In the manufacture of basic colors purity of shade, high concentration and complete solubility must have first consideration. This means careful manufacture and constant chemical control. The Du Pont Company is now offering a line of Basic Colors equal to the best ever furnished the trade and of such variety as to include the following types:

Du Pont Auramine O and Conc., Du Pont Rhodamine B and B Extra, Du Pont Basic Brown BXN and GX (Vesuvines-Bismark Browns), Du Pont Chrysoidine G and R, Du Pont Methylene Blue ZX (zinc salt), Du Pont Methylene B (zinc free), Du Pont Victoria Blue BX and Conc., Du Pont Victoria Blue B Base, Du Pont Crystal Violet Powder, Du Pont Methyl Violet N, Du Pont Crystal Violet Base, Du Pont Victoria Green B Powder and Small Crystals, Nigeria Black BX and GX. We should also add the closely related Du Pont Phloxine B.

Additional basic dyestuffs will be offered in the near future to complete our line. As their synthesis includes most complicated processes of dye making, the manufacture of some of these products on a large scale must be considered a real achievement for the American dyestuff industry. The Du Pont Company, in offering this comprehensive line of fine colors, invites the closest comparison with any previous standards.

E. I. du Pont de Nemours & Co.
Dyestuffs Sales Dept.
Wilmington . . . Delaware

Branch Offices
New York Boston Providence
Philadelphia Chicago
Charlotte, N. C.

DU PONT

TEXTILES

VOL. XV

AUGUST, 1919

NO. 2

EXPORT TRADE AND THE BOLSHEVIKI

Last April we received a letter dated April 25, signed "A. A. Heller, Director, Russian Socialist Federal Soviet Republic," 110 West 40th St., New York, enclosing an article for publication in TEXTILES. Publication of the article was promptly refused in a letter mailed to the New York address. When a second letter, dated May 7, was received signed "Santeri Nuorteva," from the same address, we replied that we did not care to discuss the matter any further.

Seven weeks later, on June 13, the rooms of the Russian Soviet at 110 West 40th St., New York, were raided by the State authorities and all the records and correspondence seized and turned over to the Lusk Legislative Committee investigating anarchistic and socialistic activities in New York State. Two weeks later, at the public hearing on June 26 the results of an examination of the papers were reported to the committee. Among the documents presented was our correspondence with Heller and Nuorteva. As these letters have been published in part in the New York papers we give them below in full along with extracts from the Bolshevist article. Heller's letter was as follows:

Russian Socialist Federal Soviet Republic.

110 West 40th St.

New York, April 25, 1919.

TEXTILES,

Boston, Mass.

Dear Sirs:

We beg to hand you herewith a statement prepared by the writer which, if published in an issue of your journal, would doubtless prove interesting to many of your readers, and be mutually helpful to them and to the Commercial Department here of the Russian Soviet Republic.

Our department is at your disposal for such additional information as you and the readers of your publication may desire.

Very truly,

(Signed) A. A. HELLER, Director.

The textile trade is somewhat familiar with the article Heller enclosed, for it is practically identical with the address made by Nuorteva about six weeks later, on June 4, at Philadelphia before the National Association of Hosiery and Underwear Manufacturers and published at that time in a number of trade journals. The following extracts from it will make its import clear:

"The Commercial Department of the Representative of the Russian Soviet Government is organized for the purpose of making purchases in the United States of all materials required by the Russian Soviet Republic, and for the sale of Russian materials in the United States.

"As soon as trade relations with Russia are resumed, our organization here will easily become the biggest import and export institution in the world.

"The quality of our products should not reflect improper working conditions. We shall not buy, for example, anything made by child or convict labor. If the cost of goods manufactured under proper working conditions is going to be higher than those made under sweat-shop conditions, we are willing to meet it.

"The Russian Soviet Government is prepared to pay for its purchases in a manner which will make the trade independent of the depreciated value of the ruble. Firstly, it is ready to place \$200,000,000 in gold in banks abroad as soon as trade relations are established. Secondly, there are large stores of raw materials in Russia, such as flax, hemp,

bristles, hides, furs, platinum, precious stones, etc., ready for shipment to the American market. The value of these exports will go toward balancing the imports into Russia. Nor will the Russian purchases be limited to \$200,000,000."

Our reply to Heller, dated April 29, was as follows:

"Yours of the 25th inst. is at hand enclosing for publication in TEXTILES an article on trade with Russia, in which the statement is made that 'the Russian Soviet Government is ready to place \$200,000,000 in gold in banks abroad as soon as trade relations are established' to pay for American goods which, your statement adds, 'should not reflect improper working conditions, for example child or convict labor.'

"While the information is confused regarding conditions in Russia and the movement that has resulted in the control of a part of that country by what is known as the Bolsheviki or so-called 'Soviet Republic,' there are certain facts that have been well established. These I will summarize, being careful to exclude reports, apparently well authenticated, as to massacres and outrages by the Bolsheviki in that part of Russia under their control:

"First, the Trozky-Lenine regime obtained power by the aid of Germany at a time when the United States was at war with that nation.

"Second, the Bolsheviki immediately withdrew the Russian army from the German front and made a peace with Germany by which Russian territory was surrendered, Russian resources placed at the disposal of the enemies of the United States, and a large German and Austrian army released for operations against the United States and our Allies.

"Third, the Bolsheviki resorted to wholesale repudiation of the debt of Russia.

"Fourth, the Bolsheviki disregarded the rights of property, have been engaged in an attempt to establish a Socialist government, and have succeeded in establishing anarchy in a section of Russia surrounding Petrograd.

"Fifth, supporters and apologists of the Bolsheviki have been engaged in a propaganda in the United States, in which they have shown not only lack of sympathy, but un concealed contempt, for American institutions and have denounced our form of government as a plutocracy, scoffing at the idea that it is a democracy.

"In the face of these facts your request that we publish an offer from the Bolshevist regime to deposit \$200,000,000 of the gold it has seized as security for the purchase of American goods is a piece of effrontery that demonstrates the wide gulf that separates the Bolsheviki from Americans.

"There is evidence of a provocation for your offering me an insult and so I am compelled to conclude that your letter is due to ignorance of American character. I am strengthened in this conclusion by your having attached to your proposition a statement which, if not due to ignorance, would be a piece of hypocrisy that would make Pecksniff himself green with envy. I refer to your statement that the American products you propose to purchase should not reflect improper working conditions," that you "will not buy anything made by child or convict labor."

"Really you should confine your purchases to goods made by followers of Lenine and Trozky, paying for them exclusively in the paper money issued by the Bolsheviki."

Ten days later Nuorteva came back with this letter dated May 7:

"We have received your letter of April 29th replying to the letter sent by our Commercial Department on April 25th. We regret to find that your prejudice against the government of Russia prevents you from publishing the statement of our Commercial Department, and of course we do not expect you to act against your inclinations.

"You admit yourself that 'the information is confused regarding conditions in Russia.' The statements you make in your letter bear witness to this fact, because your bitterness,

COMMERCIAL DEPARTMENT
War Department
AUG 12 1919
RELEASED TO THE LIBRARY

TEXTILES

if not founded on incorrect information, would be altogether inexplicable.

"We venture to correct some of your statements as follows:

"1) The Soviet Government did not obtain power by the aid of Germany. Alleged proofs in the form of certain documents circulated to maintain this fiction are nothing but forgeries, as has been proved conclusively several times.

"2) The Bolsheviks made peace with Germany because the Russian army was absolutely unable to fight. They made it only after they had been waiting without results for a reply from the Allies to a proposition made by them to the American representative of the Red Cross, suggesting a continuation of the war against Germany on the condition of military support by the Allies.

"Russian resources never benefited the German army. Notwithstanding the fact that the Soviet Government was compelled to sign a peace treaty whereby the Germans theoretically were entitled to buy supplies in Russia, they actually got nothing from the territory controlled by the Soviets because of the determined disinclination of the Soviet authorities to aid German interests. The only place where the Germans got some aid from the former empire of Russia was from the reactionary governments of Ukraine and Finland, both of whom have been favored by the Allies.

"3) The Soviet Government repudiated the Russian debts only after having waited in vain, for a long time, for a reply to a proposition made by them to the Allies in which they offered a settlement of the Russian debts by mutual agreement. Later, on various occasions, that same offer was repeated, and they stand today ready to reach such an agreement.

"4) It is true that the Soviet Government is a Socialist government. The Russians justly believe that they have a right to determine their own form of government without foreign interference. Other nations, as for example, the United States, did not deny this principle even at the time when Russia was ruled by the bloody autocracy of the Czar.

"It is not true that the Soviet Government has established anarchy in Russia. On the contrary, it is suppressing anarchy and according to the best evidence available—and it is admitted, for instance, by Mr. W. A. White in the New York World of a recent issue—the Russian Soviet Government is the most stabilized government on the European continent east of the Rhine.

"I am sure that you are fair enough to admit that there are two sides to many questions. I do not write this letter in order to change in any way your present attitude toward Soviet Russia. I only feel convinced that within a short time you yourself will find that the views you expressed in your letter, and the attitude you are taking now on the Russian situation are not warranted by actual facts, and that you then will revise your attitude."

Our reply to Nuorteva was as follows:

"Replying to yours of the 7th inst., it is useless for you to continue the correspondence with me regarding Russia, for our differences are fundamental. You are out of sympathy with American institutions. Because of the liberty accorded to the individual under our form of government, which you do not understand well enough to appreciate, you are able to do the work you are now engaged in.

"If you should return to Russia you can tell your associates there that you found at least one man in the United States who could not be fooled by either German or Bolshevik propaganda."

While we refused then to have any further discussion with the Soviets in New York, now that the letters have been published it may be well to refer to the shallowness of their reply.

1. It is well known that the German Government gave Lenine free passage across Germany from Switzerland to Russia just before the Bolsheviks seized power at Petrograd. Madame Aino Malmberg, a Finnish agitator and a defender and apologist for the Bolsheviks, when asked if Germany had not given Lenine free passage, boasted of it in an address before the Brookline Civic Forum on Nov. 18, 1917, and brazenly asked her audience: "What of it?" And this at a time when the United States was at war with Germany and devising means to feed the starving Finns. Every move made by the Bolsheviks culminating in the peace of Brest-Lit-

ovsk, was calculated to help Germany crush the United States and our Allies. Germany came very near winning the war. If the Bolsheviks had gained power a little earlier the added help might easily have turned the scale and given us a peace dictated by Germany instead of to Germany.

2. The fact that Russians are still fighting disproves the second assertion. If Russian resources did not benefit the Germans that was due to the fact that the Allies did not give the Germans and the Bolsheviks time to benefit.

3. This needs no comment.

4. The Russians are now determining their form of government, not only without foreign interference, but part of them with foreign resources which they have asked for.

We welcome the opportunity afforded by the raid of the Bolshevik headquarters in New York to point out the duty of every American citizen in these critical times. There can be no common ground between Americanism and Bolshevism. One represents nationalism; the other, internationalism. One is based on order; the other on disorder. One stands for the honorable discharge of obligations and the payment of debts; the other, for repudiation. One means protection to property rights; the other, the destruction of property rights. One is government by the people; the other, by an irresponsible autocracy. One is for America; the other is against America.

The two irreconcilable forces of order and disorder face each other, not only in Russia and throughout Europe, but here in the United States. We have watched this Bolshevik propaganda in various forms since its rise a few years ago. But whether it comes in the form of violence and anarchy as in Russia, is taught in the oily and guarded language of college graduates, or appears as a crude and clumsy bribe in the form of export trade, it everywhere means the destruction of all that makes life worth living. Bolshevism is a thing which it is the duty of every American to fight to a finish in private and in public.

PROTECTION OR FREE TRADE.

In an interview with a representative of the Daily News Record, published on July 23, which included an extract from a letter to "a diplomatic representative of a neutral power," Secretary of Commerce Redfield discussed living costs, reconstruction and foreign trade:

"An enormous commodity vacuum, if I may coin a phrase, has been caused by the destruction incident to war and by the simultaneous withdrawal of millions of men from production. Side by side with this there have been in many countries excessive issues of currency, arising from war necessities, and having no normal relation to usual commercial requirements.

"The result has been that the units comprising the reduced volume of commodities, when stated in terms of units comprising the increased volume of currency, have been greatly enlarged. In other words, high prices have come into being not because commodities are worth more but because the currency used as a medium of exchange is relatively worth less.

"Until, therefore, by production of commodities and by saving in expenditures, the normal relative proportion of commodities to currency is re-established, we are not likely to have any normal expression of the value of commodities in terms of money."

Referring to the resumption of trade with Germany, which he said "was the heart of the question," Secretary Redfield made this statement:

"The treaty of peace is a treaty of peace, and means that the war has ended. There is no doubt but that the German nation will suffer and suffer terribly. . . .

"No sound business man, however, wants to see a commercial war or blockade waged against Germany. None wants to see her reduced to commercial bankruptcy and become a poverty-stricken sore which would do harm to the rest of the world. We must send her goods, at present

(Continued on next page.)

Power Transmission in Textile Mills

By Charles L. Hubbard

FLEXIBLE COUPLINGS.

These are especially adapted for transmitting power and connecting two shafts which are not in perfect alignment, absorbing sudden shocks between driving and driven members and maintaining provision for slight end play or longitudinal movement. While largely used between direct-connected outfits of generators, fans, blowers, pumps, etc., with steam and gas engines, and electric motors, they are also employed in dividing line-shafts where expansion and




FIG. 23. INTERNAL CLAMP COUPLING

contraction have to be contended with, and in connecting shafting or machinery which requires perfect alignment not easily maintained with various types of bearings.

A flexible coupling of the disc type, shown in Fig. 24, consists essentially of a flange coupling of the general form illustrated in Fig. 20, but having the flanges separated for a short distance with a number of thin steel discs, as indicated in the cut. Collars or washers on the connecting bolts spring the discs slightly out of true and thus provide the necessary tension or rigidity.

The single coupling shown in Fig. 24 permits a deflection of 3 degrees in the alignment of the shaft. The heavy pattern, double coupling, shown in Fig. 25, permits a deflection of 6 degrees in shaft alignment and a displacement of 1-32 to 1/2 inch in shaft centers. The various patterns are made in sizes ranging from 3/4-inch up to 16-inch, having a power transmitting capacity up to 10,000 h.p.

Another form of flexible coupling is shown in Figs. 26, 27 and 28. This is of the flange type, but the usual bolts are replaced by flexible pins, shown in Fig. 28. The action, when the shafts are out of line, is indicated in Fig. 26, the pins sliding in slots provided for this purpose. When the shafts are out of line part of the flexible pins pivot about

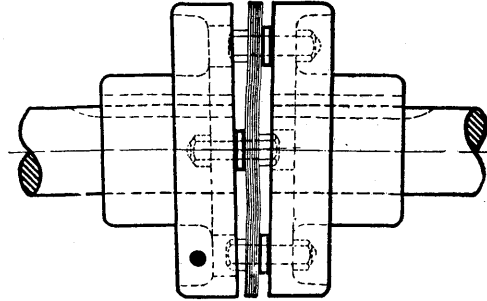


FIG. 24. SINGLE FLEXIBLE COUPLING

the others, a slight bending of the springs allowing for the misalignment. In either case each shaft runs independently of the other upon its own bearings and center.

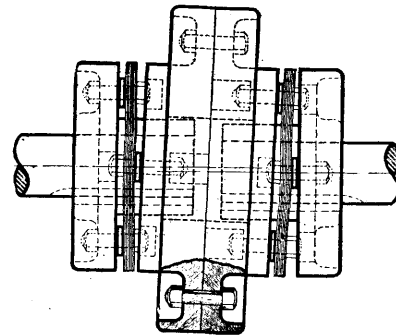


FIG. 25. DOUBLE FLEXIBLE COUPLING

A flexible coupling known as the "link coupling" is shown in Fig. 29, the construction and operation of which being clearly indicated in the cut.

Another coupling making use of an endless belt wound

PROTECTION OR FREE TRADE.

(Continued from previous page)

principally foodstuffs and raw materials. She must pay large indemnities. To do that she must have commerce. *We must buy her goods.*"

Coming to remedies for the difficulties the "Record" reports Secretary Redfield as follows in connection with the financing of export trade as proposed by the Owen and Edge bills:

"Some plan must be devised for providing the necessary credit to foreign countries for the purchase of American goods, Secretary Redfield said.

"He believes that some such method will be necessary if international commerce is to continue in the volume necessary to supply the world needs. Congress should devote a greater amount of thought to this question than has been given it heretofore, he said."

That interview is a fair sample of the free trade statesmanship that now governs at Washington. This summary of the Redfield policy tells its own story:

1. Admits world scarcity of commodities.
2. Admits inflation of currency.
3. Admits high cost of living is here to stay for a long time.
4. Says "resumption of trade with Germany is the heart of the question," and urges the following remedy:
5. Further inflation of credit under some plan like the Owen or Edge bills for financing exports to Germany.

6. Ignores domestic perils in the high cost of living in the United States.

7. Ignores the certainty that his scheme for financing exports will increase both the high cost of living and the perils that accompany it.

8. Ignores the certainty that the importation of manufactured goods from Germany or other foreign country will deprive American labor of employment and thus reduce the power of the American consumer to purchase the necessities that are to be made still more expensive by the Redfield-Edge-Owen plan for promoting exports.

"We must buy Germany's goods," says Secretary Redfield. That is the free trade doctrine. By buying German goods and by lending Germany money to pay her indemnity and to buy our raw materials and foodstuffs the United States will be able to put Germany on her feet again. The present United States Secretary of Commerce apparently can think of nothing but foreign commerce. How long before there will be enforced at Washington the doctrine of protection to American industry, based on the principle, that the people of every country have the first right to the consumption of what they produce and to the production of what they consume? How long before nationalism, based on America First, will take the place of internationalism at Washington?

over pins, which alternate first on one flange and then on the other, is shown in Fig. 30. This coupling is made in standard sizes to fit shafts up to 8 inches in diameter.

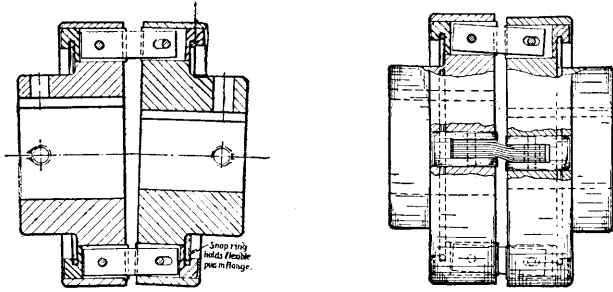


FIG. 26.—FLANGE FLEXIBLE COUPLING FIG. 27

In case of direct motor drives and in the connection of electric generators with the shafts of engines and turbines,




FIG. 28.—FLANGE FLEXIBLE COUPLING.

it is desirable to use an insulated coupling in order to prevent any possibility of the electric current passing through the shafting. A coupling of this type is shown in Fig. 31, the insulation consisting of a heavy rubber plate between the flanges, rubber bushings around the bolts, and fibre washers under the nuts.

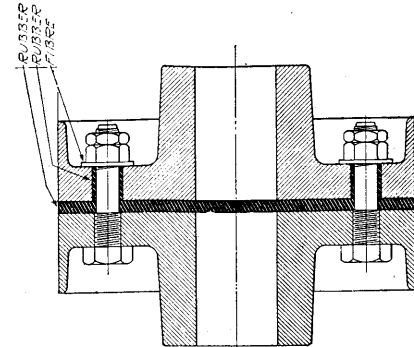


FIG. 31.—INSULATED COUPLING.

The first of these is usually of the form shown in Fig. 32, the jaw at the right being attached solidly to the shaft upon which it is placed, while that upon the other shaft at the left, slides upon a keyway so that it may be thrown in or




FIG. 32.—CLUTCH COUPLING.

out of mesh with the other jaw. A lever, not shown in the cut, is attached to a loose collar for making the shift.

When it is desired to throw the coupling in and out frequently, as may be the case under certain conditions, it is best to employ one of the friction type, which may be operated while the shafts are in motion. A device of this

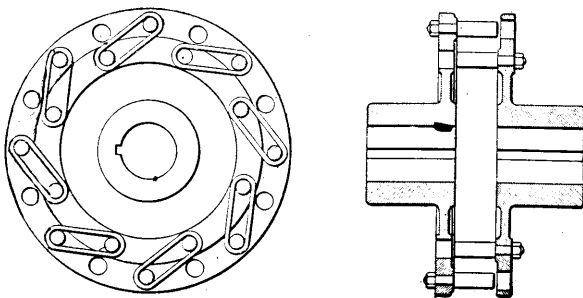


FIG. 29.—FLEXIBLE LINK COUPLING.

CLUTCH COUPLINGS.

These are used for sub-dividing a line-shaft into sections so that parts may be easily cut out for repairs or other purposes without stopping the remainder of the shaft. It some-

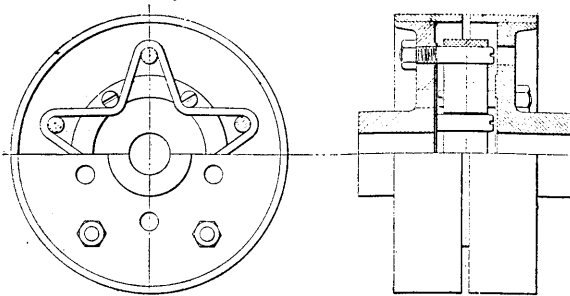


FIG. 30.—FLEXIBLE BELT COUPLING.

times happens that certain departments in a mill do not need to run continuously to keep up with the others, or may be shut down temporarily for one reason or another. In cases of this kind the shafting may be so arranged that the

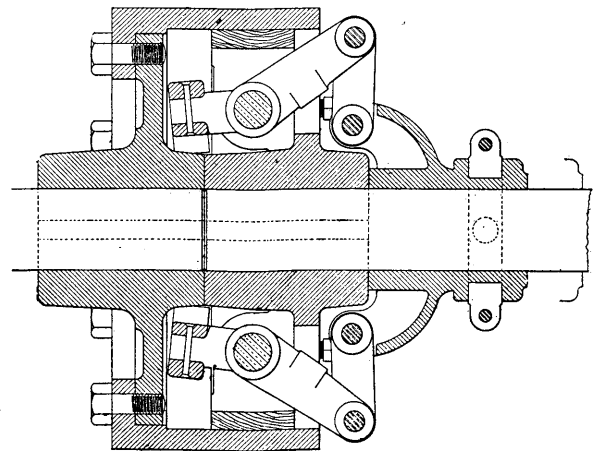


FIG. 33.—FRICTION CLUTCH COUPLING.

type is shown in Fig. 33, which clamps the two parts of the coupling together by means of wooden-faced jaws pressed tightly against the inner surface of a shell or rim. Clutches of this kind and other applications will be described later in some detail.

French Worsted Drawing

By Leon Faux

(A Series of Articles on French Worsted Spinning)

GRUEN INTERSECTING GILL-BOX.

Each of the two sets, upper and lower, consists of 22 fallers, of which 14 are constantly working on the wool. There are consequently 28 rows of pins in the wool, with a working height of .72 in., set 13.7 pins per lineal inch for merino wool. The fallers are .32 in. thick, and the two screws have a pitch of .36 in. and .72 in. respectively.

The slides being inclined as are those of the N. S. C. gill-

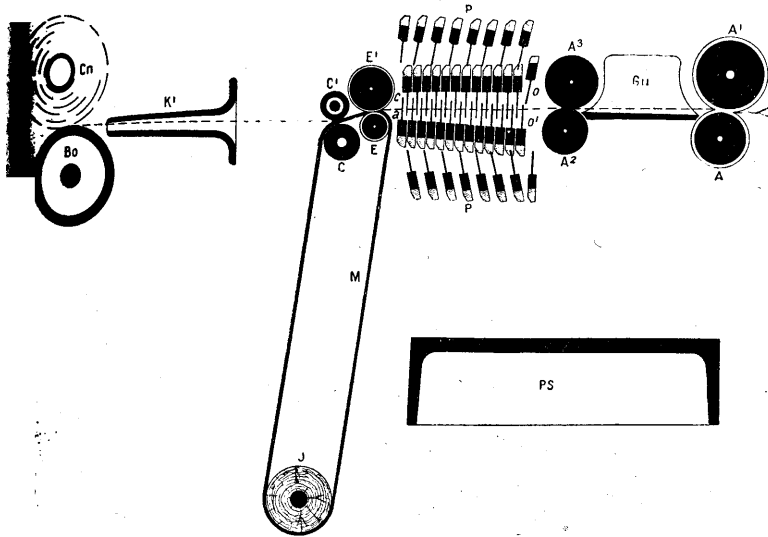


FIG. 111.—GRUEN INTERSECTING GILL-BOX.

box, the pins operate under the same conditions, that is with a progressive penetration.

To facilitate the removal of the wool from the drawing rolls and avoid the cutting of the leather apron M by reason

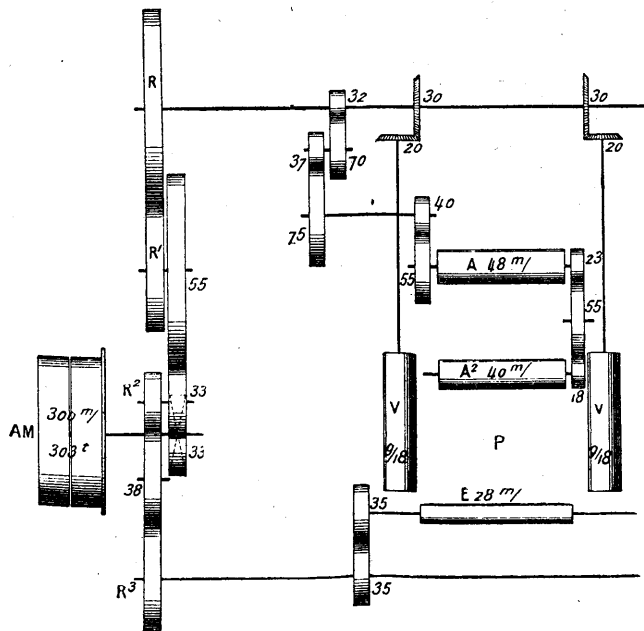


FIG. 112.—GRUEN INTERSECTING GILL-BO

of the high pressures used and the small diameter, 1.12 in., of the drawing roll E, the apron M is guided and supported by the auxiliary roll C. This permits the removal of the fibers which remain stuck in the corrugations of the leather, and their normal delivery to the tube K¹. A stripping roll C¹, pressing lightly on and revolved by the apron M, keeps the upper roll E¹ free from wool.

DRIVING THE GRUEN GILL-BOX.

The drives for the feed rolls, drawing rolls and fallers are independent, this arrangement giving a wide capacity for adjustment.

The machine is run at a speed of 300 to 600 strokes of the fallers per minute, the screw turning 150 to 300 revolutions in the same time.

Referring to Fig. 112, the formula for the draft between the faller and the drawing roll is:

$$([\sqrt{E} + 2M] 3.14 \times 20 \times R \times 55 \times R^2) \div (.72 \times 30 \times R^1 \times 33 \times R^3), \text{ or}$$

$$(1.36 \times 3.14 \times 20 \times R \times 55 \times R^2) \div (.72 \times 30 \times R^1 \times 33 \times R^3)$$

The different drafts obtainable are given in Table XXIV. They vary from 3.37 to 13.4.

The surface speed of the drawing rolls per minute varies from 800 to 1250 inches per minute and is found by the following formula, assuming a speed of 303 r. p. m. for the driving shaft A M:

$$303 \times (R^2 \div R^3) \times 1.36 \times 3.14$$

The speed of the screws is found by this formula:

$$303 \times [(33 \times R^1 \times 30) \div (55 \times R \times 20)]$$

The lineal speed of the fallers is equal to the speed of the screw (r. p. m.) multiplied by the pitch (.72) of the working screw.

Table XXIV.

R	Fixed Speed for Drawing Rolls.			Draft
	R ¹	R ²	R ³	
52	25	33	24	13.40
"	26	"	"	12.82
"	27	"	"	12.40
"	28	"	"	11.90
"	32	"	"	10.40
"	35	"	"	9.58
"	36	"	"	9.30
"	37	"	"	9.05
"	38	"	"	8.80
"	39	"	"	8.60
"	40	"	"	8.35
"	41	"	"	8.19
40	44	"	"	7.60
"	35	"	"	7.40
"	36	"	"	7.20
"	37	"	"	7.00
"	38	"	"	6.80
"	39	"	"	6.63
"	40	"	"	6.49
"	41	"	"	6.30
"	44	"	"	5.10
Fixed Speed for Fallers and Feed Rolls.				
40	44	25	40	3.37
"	"	26	"	3.94
"	"	27	"	4.10
"	"	28	"	4.25
"	"	32	"	4.85
"	"	35	"	5.30
"	"	36	"	5.47

NORTH CAROLINA TEXTILE SCHOOL.

J. H. Shuford of Charlotte, N. C., has accepted a position with the National Aniline and Chemical Company. Mr. Shuford is a graduate of the Textile Department of the North Carolina State College, which is the North Carolina Textile School, and was for a number of years with Southern manager for the Berlin Aniline Works, holding that position when he resigned to go with the Atlantic Dyestuff Company.

Capt. J. E. McDougal, who has just returned from France, has accepted a position with the Atlantic Dyestuff Company, with headquarters in Charlotte, N. C. Capt. McDougal is a graduate of the Textile Department of the N. C. State College, class of 1917. Another graduate of the same class, Mr. W. C. Dodson, is also connected with the Atlantic Dyestuff Company.

The Identification of Textile Fibers

By Dr. Louis J. Matos

The peculiar characteristic of wool is the scales on the outer surface which, when once seen and understood, serve to identify wool fibre whenever found and make specific chemical tests unnecessary.

To identify certain other vegetable fibres, chemical tests are necessary in conjunction with their microscopic peculiarities.

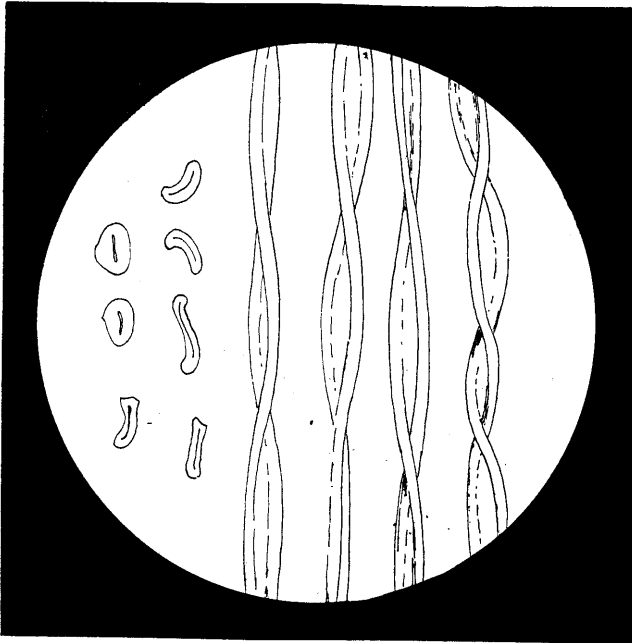


FIG. 9.—COTTON FIBRES UNTREATED.

Of the vegetable fibres cotton is the most important. The cotton fibre is separated from the seed by the process known as "ginning." The open end of the fibre is the end nearest the seed hair, while the pointed end is the growing tip. In form the cotton fibre is rather flat and for almost its entire length is twisted upon itself, resembling an empty fire hose that has been twisted. The fibre is likewise hollow for its entire length.

Fig. 9 shows the normal appearance of ordinary cotton fibres as viewed under the microscope. The twists in the fibres distinguish cotton from every other fibre. At the right are cross sections of individual fibres, showing the hollow, though flattened structure of each fibre.

Fig. 10 shows the appearance of the same fibres on the microscope slide, after they have been acted upon by a solution of ammoniacal copper hydroxide (No. 4). This reagent acts upon cotton by first causing it to swell considerably, the fibre becoming much distorted, as if in pain, ultimately quieting down. If the solution is strong enough the fibre finally dissolves.

It is well to carry in mind the leading characteristics of the more important fibres.

The peculiar twists determine the identity of cotton under the microscope without recourse to any chemical test. A table to appear later will give the par-

allel tests with reagents, showing the reactions of the different vegetable fibres.

The other commercially important fibres, known as *bast fibres*, are not seed hairs, but are fibres obtained from the stalks of plants, such as flax (linen), hemp, jute and ramie (china grass). The bast fibres constitute that portion of the seed which gives the plant strength and occur in bundles extending for the entire length of the plant. Unlike cotton, they are not isolated, but each fibre is bound or cemented to its neighbor by a natural cement or binding material known as lignin. The most important bast fibre is flax, otherwise known as linen. To isolate the flax fibre the plant must be subjected to a wetting process called "retting," the object of which is to loosen the soft portions of the stalk and to dissolve the lignin, thereby setting free the fibres. Flax of commerce consists, not of isolated fibres, but of the separated bundles, consequently in examining flax and other bast fibres the preliminary operations of testing should be to remove the lignin completely by boiling bundles in a weak solution of caustic soda, which still further loosens the fibres and en-

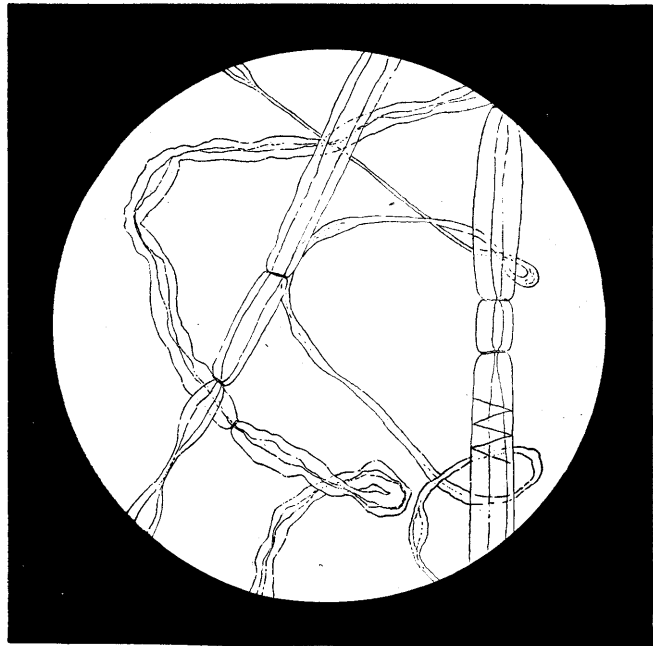


FIG. 10.—COTTON FIBRES TREATED WITH NO. 4 SOLUTION

ables the operator to isolate them. The characteristics of flax and other bast fibres will be fully illustrated later.

For carrying out both the microscopic and chemical tests for fibres, the total equipment is not extensive nor expensive. The work may be conveniently done upon a small table which should be sufficiently stable so as not to shake. The chemical reagents and other accessories may be kept conveniently in a small closet or box to protect them from dust, or set in holes bored in a block of wood, as shown at Fig. 3.

The next article will give specific methods for testing vegetable fibres both microscopically and chemically.

The Construction of Weaves

By E. Bittner

COLOR EFFECTS

By introducing light colored threads in warp and filling the appearance of the goods can be greatly changed, very attractive effects being obtained with simple weaves. Colored threads are commonly used for fancy goods and their arrangement in the fabrics is of special importance in determining the appearance of the pattern.

The effect produced with a given weave by different colors in warp and filling can be determined in advance of weaving by the following method:

The draftsman selects:

- (a) The weave to be used.
- (b) The arrangement of the colors in the warp.
- (c) The arrangement of the colors in the filling.

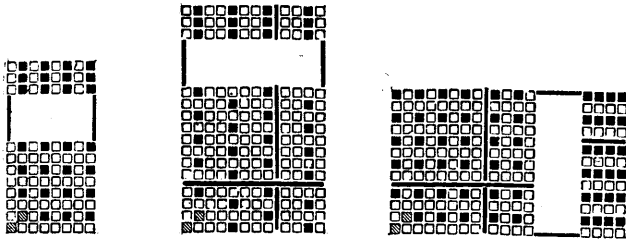


FIG. 517. FIG. 518. FIG. 519.

(d) Size of the pattern; this depends on the number of warp threads in the weave pattern and the number in the color pattern, and is the least common multiple of these two numbers. For example:

Weave, 4 warp threads; color pattern, 14 warp threads. The number of threads in the pattern in the cloth is then found as follows:

$$2 \times 7 = 14$$

$$2 \times 2 = 4$$

$$2 \times 2 \times 7 = 28 \text{ warp threads in pattern.}$$

Weave, 6 picks; color pattern, 14 picks. Then:

$$2 \times 3 = 6$$

$$2 \times 7 = 14$$

$$2 \times 7 \times 3 = 42 \text{ picks in pattern.}$$

(e) After the size of the pattern is found the weave is drafted on cross section paper for the corresponding number of warp and filling threads, the arrangement of the threads

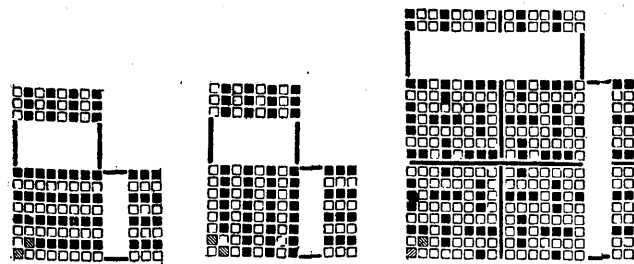


FIG. 520. FIG. 521. FIG. 522.

being indicated at top or bottom for the warp, and at right or left side for the filling. If colors are used for the draft the weave is then inserted by marking the risers of the warp with the same color as has been used at top or bottom of the sketch; and by marking the warp sinkers (filling risers) with the respective colors at the right or left of the sketch. In order to show the weave plainly, it is drafted without colors in the lower left-hand corner of the sketch.

An unlimited number of effects can be produced by color and weave combinations.

COLOR EFFECTS ON A PLAIN WEAVE.

Figs. 517 to 533 illustrate the production of color effects on the plain weave.

Moving the plain weave, one warp thread or one pick on the color pattern always changes the effect in the cloth, for which reason the warp and filling colors must be brought into exactly the same position as marked on the draft when the cloth is woven.

The scale of the cross section paper must correspond with the threads per inch in warp and filling in order to show the same effect as in the cloth.

Fig. 517. Warp, 1 light 1 dark. The black squares indicate the light colored warp risers. The plain weave in this and following drafts is marked in the lower left-hand corner.

Fig. 518. Warp, 1 light 1 dark 1 light. Warp pattern, 6 threads.

Fig. 519. Color pattern in filling, 1 light 1 dark.

Fig. 520. Warp and filling, 1 light 1 dark. The color effect is marked as on Figs. 517 and 519, producing a distinct cross stripe in the cloth.

Fig. 521. A distinct stripe warpways with the same color pattern in warp and filling as in Fig. 522. The change results from moving the weave one warp thread to the right or left, or one pick higher or lower.

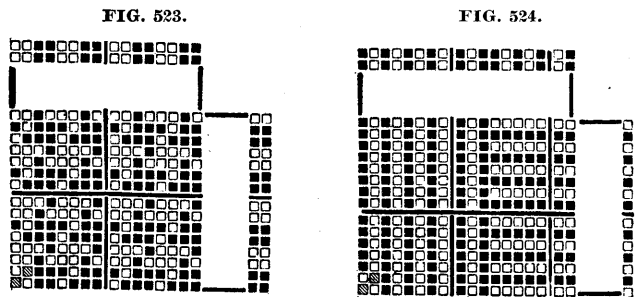


FIG. 523. FIG. 524.

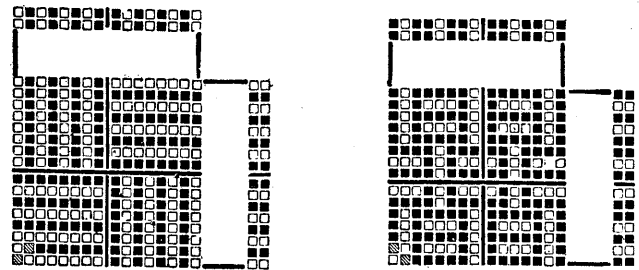


FIG. 525. FIG. 526.

Fig. 522. Warp, 1 dark 2 light. Filling, 2 light 1 dark. Pattern 6x6.

Fig. 523. Warp, 2 light 2 dark. Filling, 2 dark 2 light. Pattern, 4x4. Extensively used for coarse goods.

Fig. 524. Combination of warp and filling stripes. Warp, 1 dark 1 light 5 times, 1 dark, 1 dark 1 light 1 dark. Filling, 1 light 1 dark.

Fig. 525. Combination of warp and filling stripes in both directions, producing a block effect.

Fig. 526. Warp, 1 dark 1 light 1 dark. Filling, 1 dark 1 light 1 dark 1 light 1 dark. Pattern 6x10.

FRANCO-BRITISH TEXTILE AGREEMENT.

The Franco-British arrangement of May 15, provides that the British Government shall furnish France with 50,000 bales of Australian wool per month, and from June to December a total of 70,000 bales per month shall be furnished. In return France will grant import licenses for 2,000 tons of British woollen fabrics contracted for before the armistice.

Practical Fixing of Cotton Looms

By John Reynolds

LINING UP THE 4 AND 1 MOTION.

Half of a revolution of the eccentric I corresponds to the distance of one box either up or down. Half of a revolution of the box crank corresponds to the distance of two boxes. The eccentric I is not adjustable. It is built to move the distance of one box, but after running for some time it wears a very little. The distance lost through wear is made up by moving the stud in the slot G nearer to the end of the box lever, giving a slightly greater movement of the boxes up and down. Under no circumstances move the stud in the slot J on the opposite end of box lever away from a center with the box crank adjuster K.

After leveling the boxes as explained for the 2 and 1 box motion, turn the eccentric crank I half way around, bringing up box 2. If this box is too high or too low, make adjustments in slot G. Then come back to box 1, with this box exactly level. Turn the loose crank half way around. This will give box 3. If box 3 is too high, make all the ad-

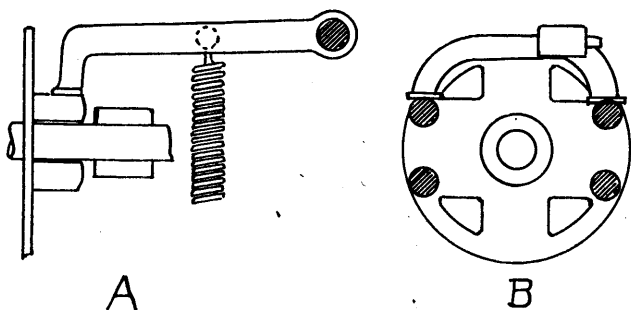


FIG. 103.—BOX CRANK, SIDE AND END.

justments by the box crank adjuster K, as explained for the 2 and 1 box. The movement from box 3 to box 4 is made by the eccentric I, which has already been adjusted for a movement of one box. The motion moves the boxes as follows:

From 1 to 2, one-half turn of eccentric I.

From 2 to 3, one-half turn of box crank L, which raises 2 boxes; and one-half turn of eccentric I which lowers 1 box at the same time.

The eccentric I is again in neutral position.

From 3 to 4 turn the eccentric one-half turn again, starting from the first or top box. The box crank attached to the eccentric I can be turned by hand. Turn this half way around and make the adjustments as described above. This completes all the adjustments for the movement from 1 to 2 and 3 to 4.

The movements from 1 to 3 or from 3 to 1 are made by the box crank L and all adjustments must be made by the adjuster K.

Keep the shuttle on the 4-box or dobbie side of the loom when making these adjustments or when fixing any part of the motion.

Fig. 103 shows the circular plates or studded disks which are called the box-cranks. A is a side view; B, an end view. The two fingers which can be seen lying on the studs at B are kept in position by the spring shown at A. One-half turn of the crank sets the fingers on the two lower studs. The spring at A must be strong enough to allow the fingers to assume the different positions without rebounding.

The springs are adjustable for tension. The box cranks, segment gears and eccentrics are fastened to the respective shafts by pins driven through the gears and shaft. These pins often work loose, causing the cranks to be late in turning. This causes the picker or boxes to appear out of line. The shuttles frequently become chipped and fly out. The only way to locate the cause of the difficulty is to take the

springs and fingers, Fig. 103, away from the box cranks. Everything now being free, it is easy to determine whether the box crank, segment or eccentric is loose on the shaft.

If either is found loose, the machinist should put in a new pin. Most all these parts are made from malleable iron which often wear inside, necessitating a new hole, as well as a new pin. The life of a new pin is not very long if the hole in the gears or eccentric is worn.

The initial move is given to the boxes by the first tooth of the star wheel striking the sliding tooth. The other teeth have comparatively little work to do, merely assisting in the further movement of the boxes. The first tooth becomes worn, causing a tendency for it to slip over the sliding tooth. New teeth made from steel wire can be put in but they do not last very long. The wise fixer will change the star wheels from a right to a left-hand loom, or from left to right, bringing the good tooth of the star wheel facing the sliding tooth. Time and money are saved by this method. A new star wheel is expensive and needs a lot of fitting to the older and worn parts of a motion. One of the most difficult parts to replace is a box-lever, as the slightest bind on the eccentric causes trouble. There must be no lost motion between the eccentric and the box-lever. If the casting has been made by some indifferent moulder and finished by an equally indifferent machinist, there will be trouble for the fixer. These parts should be bought from the loom builders, who have special machinery for making the castings. The extra cost is more than offset by the saving of the fixer's time and by increased production.

BOXING THE COLORS.

The method used in most gingham mills is to give the fixer a blank form showing the filling pattern, the boxing of the colors being left to the fixer. There is much difference of opinion as to whether it is advisable to lift the boxes or lower them when weaving a skip-box pattern. Suppose, for example, that the pattern is laid out so that a movement from box 1 to box 4 or from box 4 to box 1 cannot be avoided. Some fixers claim it is better to lower the boxes because gravity helps the motion, others claim it is better to raise the boxes because in this way they become settled quicker. There is force in both claims and that is the reason why looms will be found with boxes changing in different ways, but making the same pattern.

A form for the filling pattern and chain draft, which is used in many gingham mills, is arranged as follows with a space left for a sample of the cloth to be duplicated:

Picks	Color	Wrong	Wrong	Right
48	White	1	2	2
24	Blue 2	2	3	1
48	White	1	2	2
10	Red 6	3	1	3
10	Yellow 4	4	4	4
10	Red 6	3	1	3
10	White	1	2	2
10	Blue 2	2	3	1
6	White	1	2	2
6	Blue 2	2	3	1
6	White	1	2	2
6	Blue 2	2	3	1
6	White	1	2	2
10	Blue 2	2	3	1
10	White	1	2	2
10	Red 6	3	1	3
10	Yellow 4	4	4	4
10	Red 6	3	1	3
250				

(Continued on next page)

The Mechanics of Textile Processes

By W. Scott Taggart, M. I. Mech. Eng.

Pressure: Top rollers = $968 + 70 = 1038$ lbs.
 Second rollers = $1038 + 78 = 1116$ lbs.
 Third rollers = $1116 + 82 = 1198$ lbs.

The levers shown in the last two examples are used for consolidating the opened and fluffy cotton, so that the sheet thus formed can be rolled up as a lap and readily unrolled without the surfaces of the cotton adhering.

Ex. The dish feed-roller on the carding machine is weighted as shown in Figs. 142 and 143. The distance $x =$

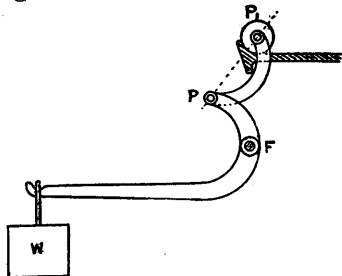


FIG. 142.

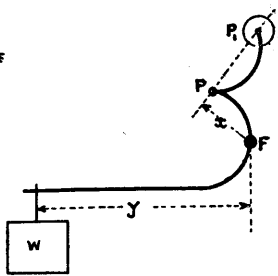


FIG. 143

12 in. and the distance $y = 2$ in. The weight $W = 13$ lbs. What pressure is exerted on the end of the feed-roller?

This is an interesting example of a bent lever. By joining

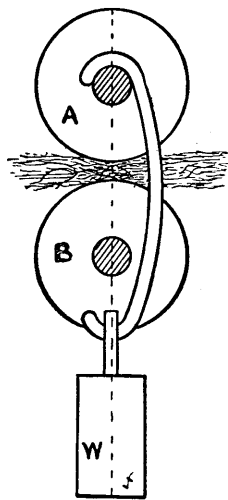


FIG. 144.

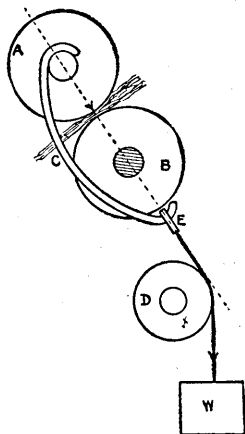


FIG. 145.

P and P_1 we obtain the direction in which the pressure acts. The actual connection is made by a curved link. The distance x is the perpendicular distance to the fulcrum from the direction in which the weight acts. The distance y is the perpendicular distance of the fulcrum from the direction in which the pressure acts.

PRACTICAL FIXING OF COTTON LOOMS.

(Continued from previous page)

A space is left in the form for the fixer to insert the order for boxing the colors. A good method is to start with box 1 and work up. If this does not avoid skips, then start with box 2 and work up. If skipping boxes still occur then start with box 2 and work down. The form given above shows how this method works out. The third order of boxing colors is right.

The order of boxing colors for a 3-box pattern is shown in the following table:

Picks	Color	Wrong	Right
60	White	1	2
6	Pink 5	2	1
60	White	1	2
6	Tan 8	3	3

$$Wx = Py$$

$$Wx \div y = P$$

$$P = (13 \times 12) \div 2 = 78 \text{ lbs.}$$

Fig. 143 is a diagram of the lever.

Fig. 144 illustrates what is termed a dead weight arrangement. Clearly the pressure on the cotton between A and B will be the weight of W.

On the other hand, the application of a dead weight in the way shown may not be practicable, and in such a case the weight may be arranged as in Fig. 145. The pressure on the material between A and B will be practically equal to the weight W, as the tension in the connecting chains from W to E is uniform.

Another type of direct weighting is shown in Fig. 146. The weight W acts vertically, but the pressure acts along the line joining the centers of A and B. Fig. 147 shows how this pressure is found. Draw W to scale equal to half the weight

FIG. 147.

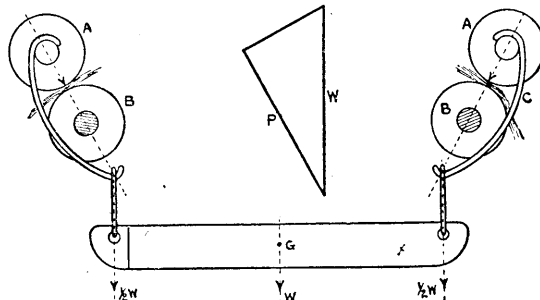


FIG. 146.

of W in Fig. 146, and from one end draw P parallel to the pressure line. From the other end of W draw a line at right angles to P, then the line P will equal the pressure between the two rollers. This type of weighting is common in some textile machines.

A form of lever, often used for textile purposes in the weighing of yarn, is shown in Fig. 148. It consists of a bent lever fulcrumed at F, one end or arm carrying a pivoted hook or pan on which the yarn is placed; the other arm is weighted and acts as a pointer on a circular scale. This scale is usually a quadrant of a circle, and is divided so that the weight of the yarn can be read off.

This yarn balance is shown in Fig. 149. When the apparatus is in a state of equilibrium, the long arm pointer is at

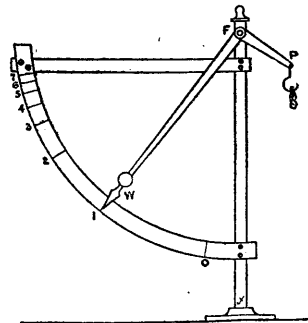


FIG. 148.

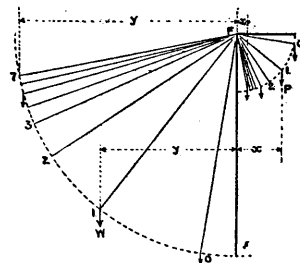


FIG. 149.

zero on the scale, this point being some little distance to the left of the stand. The yarn placed on the hook depresses the arm FP and raises the pointer FW. The effect has been to alter the leverages or moments of the arms; for when the arms come to rest, it is seen that the weight in P is nearer to the vertical line through F, while W is farther away. As P increases its moment decreases, while the moment of W increases. W itself is a constant quantity. The result of

(Continued on next page)

Boiling-Off Silk

By J. L. Girard, Chemical Engineer

THE TREATMENT OF SPECIAL FABRICS.

The methods of handling silk which have been explained above are not suited for certain very delicate fabrics which are easily disarranged and frayed during the degumming operation. Among such fabrics are the Alencon tulle made of fine thread and a loose net, called "Illusion," the silk lace known as "Islande," and in general all the goods in which the threads have few points of contact or interlacing with each other and are liable to be disarranged and frayed by the slightest tension in the degumming bath at the moment when the gum becomes soft.

Various methods of manipulating these fabrics have been tried without satisfactory results. Among these has been the use of the circulating system by which the goods remain stationary and the liquor is forced through them either by a pump or by a hydro-extractor moving at a slow speed. The difficulty with this method, however, is that the silk saturated with the soap solution becomes so compact as soon as the gum is softened that the circulation of the liquor becomes impossible. Furthermore, by reason of the goods not being moved freely in the liquor, the cleaning action is completely paralyzed.

In practice a method is used for handling these fabrics which is imperfect, but which gives fairly good satisfaction. It is called the cushion process and is carried out as follows: It has been found that the "illusion" fabric does not become displaced as easily when the tension is crossways of the fabric instead of lengthways, this being due to the hexagonal form of the aperture in the net. The object of the

new method therefore is to bring the tension crossways of the fabric. This is accomplished by winding the piece by a windlass, keeping it spread out in the open width which varies from 80 to 120 in. and even more. When the piece is unwound from the roll and folded it forms a sort of cushion about 20 inches wide, and from 40 to 120 inches long, the latter being the width of the goods. The two ends of this cushion are then joined by fastening with strong cotton and twine, thus forming a sort of ring or skein of large size which can be hung on a stick and manipulated like a skein of yarn in the liquor. It is clear that the tension thus brought on the skein or ring of cloth will be crossways of the piece, thus producing the most favorable conditions possible for preventing a displacement of the fabric structure. By an excess of precaution the cushions are often boiled off in a cloth sack, as has already been described in the case of skein yarn. This slightly retards the dissolving of the gum and the circulation of the liquor, but it effectively protects the fabrics. The difficulties with the latter method are partially remedied by using a stronger solution of soap for the bath and by rinsing thoroughly after the degumming operation.

PROTECTION IN AUSTRALIA.

The Melbourne Age of April 7 contains an interview with the retiring Director of Munitions, in which he pointed out in regard to the linseed-oil industry that while the oil was a key to other industries, yet its production was in a sense a secondary industry, the key to it being the growing of linseed in the Commonwealth. The growing of linseed was therefore the key of the linseed-oil industry, which was itself the key of other industries. Referring to other "keys," of which Australia holds many, he instanced coal production, from which springs the coal-tar industry, with its many ramifications. Coal tar was not distilled in Australia before the war, and its valuable by-products were wasted. Its distillation in Australia has been undertaken since war broke out, however, and, in the opinion of the director, is never likely to cease. The production of wolfram ore provides another key industry leading to the manufacture of tungsten steel for all sorts of modern machine tools. Tungsten is also used for electrical purposes, such as contacts for magnetos, while tungsten alloys are used, among other things, in propellers and automobile parts.

The treatment of zinc concentrates, now undertaken in Australia, is another key industry; from it springs the production of zinc and many valuable zinc alloys used in industry. The zinc industry is also vitally concerned in the building industry, in the production of galvanized iron, and from it spring chemical and paint industries. The production of manganese ore is carried out in Australia, and is the key to the production of ferromanganese alloys and manganese steel, now being undertaken in Australia. Among secondary industries dependent upon this key are the making of hard steel tools and bullet-proof plating; the nonferrous alloys are also of much importance in various industries, while manganese is used in still other directions—in connection with the coloring of glass, as a basis for disinfectants, and in making bleaching powder.

At a recent British "key industries" exhibition the manufacture of magnetos was treated as a key, since without the magnet the gasoline engine, used in countless branches of manufacturing work, was useless. In the case of Australia, the manufacture of magnetos is to be undertaken by a firm in the near future.—(Commerce Reports.)

BRITISH COTTON TRADE.

Lancashire Chambers of Commerce and employers and operatives associations are planning, under government auspices, a Cotton Trade Commission to visit the Far East and study the prospects of trade in British cotton goods. The plan provides for a commission to represent employers, operatives and distributors.

THE MECHANICS OF TEXTILE PROCESSES.

(Continued from previous page)

these changes in the moments of the arms is to cause the scale to have unequal divisions, the readings contracting as they ascend the scale.

The lea strength tester is a bent lever of a special type. Fig. 150 gives a diagrammatic view of its features. One end of a chain or cord is attached to a small drum; the other end carries a hook, to which the yarn is attached. On the axle of the drum is fixed a weighted pointer W. As the yarn is

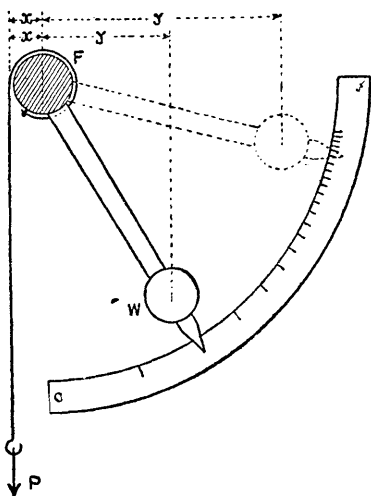


FIG. 150.

pulled at P, the drum F is turned, and the pointer rises along a quadrant scale which is graduated to indicate the force P in pounds. The pull of the yarn has a constant leverage or moment, but the weight W has a varying leverage as it moves upwards.

Air Moistening in Textile Mills

In continuation of the series of charts showing the fluctuations in moisture regain for silk in process of manufacture, the accompanying chart shows the regain for the fall months September, October and November. As explained in connection with the spring and summer charts, this record of moisture regain is based on Schloesing's tables and the U. S. Weather Bureau observations at New York for the year ending February, 1918.

The moisture regain is given for the two observations each day. The dot at the left of the space between the perpendicular lines indicates the regain based on the weather ob-

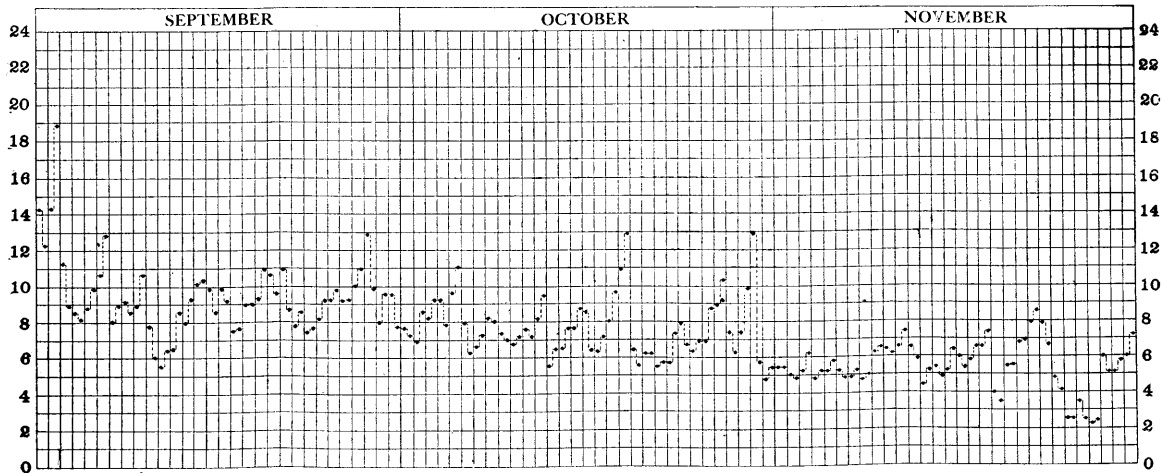
the fall period and mark an overlapping of dog-day weather into September. Excluding these two days the highest regain during the three fall months was 12.8, which was reached on four days, Sept. 6 and 12, Oct. 19 and 30. The lowest point was reached on Nov. 27 with a regain of 2.3. The widest fluctuation in any one day occurred on Oct. 30, the difference being 7.1 between the forenoon regain of 12.8 and the afternoon record of 5.7. In the next issue we will give the record of moisture regain for silk for the three winter months, November, December and January.

In the June and July issues we gave the tabulation of

Moisture Regain for Wool.

At 54°, 75° and 95° F. and Relative Humidity from 1 to 95%.

%	54°	75°	95°	%	54°	75°	95°	%	54°	75°	95°	%	54°	75°	95°	%	54°	75°	95°
1	.58	.52	.45	20	7.79	7.20	6.85	39	11.78	11.07	10.53	58	14.90	14.08	13.40	77	19.	17.88	16.85
2	1.09	1.	.92	21	8.14	7.52	7.15	40	11.93	11.23	10.68	59	15.08	14.25	13.55	78	19.28	18.10	17.08
3	1.32	1.40	1.30	22	8.43	7.78	7.40	41	12.08	11.40	10.85	60	15.25	14.40	13.70	79	19.58	18.40	17.35
4	1.95	1.80	1.69	23	8.68	8.	7.60	42	12.23	11.58	11.	61	15.45	14.60	13.87	80	19.92	18.70	17.60
5	2.37	2.20	2.07	24	8.93	8.22	7.81	43	12.38	11.72	11.15	62	15.65	14.78	14.	81	20.25	19.02	17.95
6	2.75	2.55	2.41	25	9.20	8.47	8.04	44	12.55	11.88	11.30	63	15.82	14.95	14.18	82	20.60	19.40	18.28
7	3.18	2.95	2.79	26	9.40	8.70	8.26	45	12.73	12.05	11.45	64	16.	15.12	14.33	83	21.	19.78	18.65
8	3.56	3.30	3.13	27	9.65	8.90	8.44	46	12.88	12.20	11.60	65	16.20	15.32	14.50	84	21.40	20.20	19.05
9	3.94	3.65	3.46	28	9.85	9.10	8.63	47	13.05	12.32	11.73	66	16.40	15.50	14.67	85	21.85	20.65	19.48
10	4.31	4.00	3.80	29	10.05	9.32	8.83	48	13.20	12.50	11.88	67	16.60	15.68	14.87	86	22.30	21.20	20.
11	4.69	4.35	4.13	30	10.25	9.50	9.	49	13.35	12.68	12.02	68	16.80	15.88	15.	87	22.80	21.75	20.42
12	4.07	4.70	4.47	31	10.45	9.70	9.20	50	13.52	12.80	12.18	69	17.	16.08	15.20	88	23.35	22.30	21.
13	5.42	5.02	4.77	32	10.64	9.88	9.40	51	13.68	12.98	12.32	70	17.22	16.28	15.40	89	23.90	22.95	21.60
14	5.78	5.35	5.09	33	10.80	10.07	9.58	52	13.85	13.12	12.48	71	17.48	16.50	15.60	90	24.50	23.60	22.30
15	6.15	5.70	5.42	34	10.97	10.22	9.75	53	14.00	13.30	12.60	72	17.72	16.70	15.80	91	25.30	24.30	23.07
16	6.48	6.	5.71	35	11.15	10.40	9.92	54	14.18	13.45	12.78	73	17.95	16.92	16.	92	26.08	25.10	23.95
17	6.83	6.32	6.01	36	11.32	10.58	10.08	55	14.35	13.60	12.92	74	18.18	17.18	16.20	93	26.85	26.	24.80
18	7.16	6.62	6.30	37	11.48	10.73	10.20	56	14.55	13.78	13.08	75	18.42	17.40	16.40	94	27.60	26.90	25.80
19	7.49	6.92	6.68	38	11.62	10.90	10.38	57	14.63	13.92	13.23	76	18.70	17.60	16.62	95	28.40	27.72	26.90



DAILY FLUCTUATIONS OF MOISTURE IN SILK IN PROCESS OF MANUFACTURE.

servation at 8 A. M.; that at the right showing the regain at 8 P. M. The two are connected by a broken line which shows the difference of moisture between the regain at 8 A. M. and at 8 P. M. The horizontal lines and figures at right and left of the chart indicate the regain or number of parts of moisture in 100 parts of bone-dry material by weight.

By comparing this fall chart with the spring record in the June issue it will be seen that the average regain and the extent of the daily and monthly fluctuations are about the same, the only noteworthy difference being that, while the spring record shows a slightly rising tendency from March 1 to May 31, the tendency during the fall period from Sept. 1 to Nov. 30 is slightly downward, the first indicating the approach of the high humidity of summer; and the second the coming of the dry atmosphere of the winter months.

On Sept. 1 and 2 the regain rose to 14.2 and 18.8 parts per 100 parts of dry silk, but these two days are exceptional for

moisture regain for cotton and silk at different degrees of temperature and humidity, as determined by Schloesing. The table which follows gives the tabulation of the Schloesing data for wool, the figures being given for each degree of humidity from 1 to 95 per cent. at three temperatures, 54°, 75°, 95°. As in the case of cotton and silk, relative humidity is the chief factor is affecting the moisture regain for wool, the change of temperature having a comparatively slight effect. With a relative humidity kept at 60 per cent., for example, the moisture regain for wool is 13.37 at a temperature of 95° and 15.45 at 54°, an increase of only 11 per cent. On the other hand at a constant temperature of 75° the moisture regain for wool is 23.6 at a relative humidity of 90 per cent., and only 4 at a relative humidity of 10 per cent., an increase of 490 per cent. as a result of this change in atmospheric humidity.

(Continued on next page)

"STRAIGHT LINE" TEXTILE CALCULATIONS.

BY SAMUEL S. DALE.

WOVEN AND FINISHED WEIGHTS

The following formulas for finding the *Woven and Finished Weight and Length* of cloth, although applicable to all fabrics, are especially useful in the manufacture of woolen and worsted goods, which undergo important changes in length and weight during the finishing process. These formulas and those for calculating the effect of changes in weight or length on yarn counts are based on the same principle.

There are six factors to be taken into consideration in connection with the shrinkage of wool goods in finishing:

Yards woven	Ounces per yd. woven
Yards finished	Ounces per yd. finished
Yield in length	Yield in weight

The relations between these factors are illustrated by the following formulas:

Ex. A cut of woolen cassimere measures 40 yards woven and 36 yards finished. It weighs 18 ounces per yard woven and 16 ounces per yard finished.

- (1) $\text{Yds. fin.} \div \text{yds. wov.} = \text{yield length}$
 $36 \div 40 = 90$ per cent.
- (2) $(\text{Yds. fin.} \times \text{ozs. fin.}) \div (\text{Yds. wov.} \times \text{ozs. wov.}) = \text{yield weight}$
 $(36 \times 16) \div (40 \times 18) = 80$ per cent.
- (3) $(\text{Yield length} \times \text{ozs. fin.}) \div \text{ozs. wov.} = \text{yield weight}$
 $(.90 \times 16) \div 18 = 80$ per cent.
- (4) $(\text{Yield length} \times \text{ozs. fin.}) \div \text{yield wt.} = \text{ozs. woven}$
 $(.90 \times 16) \div .80 = 18$ ozs.
- (5) $\text{Yield wt.} \times \text{ozs. wov.} \div \text{yield length} = \text{ozs. fin.}$
 $(.80 \times 18) \div .90 = 16$ ozs.
- (6) $(\text{Yield wt.} \times \text{ozs. wov.}) \div \text{ozs. fin.} = \text{yield length}$
 $(.80 \times 18) \div 16 = 90$ per cent.
- (7) $(\text{Yds. wov.} \times \text{ozs. wov.} \times \text{yield wt.}) \div \text{ozs. fin.} = \text{yds. fin.}$
 $(40 \times 18 \times .80) \div 16 = 36$ yds.

The use of these formulas is illustrated by the following examples:

Ex. Find shrinkage in length for a piece woven 48 yds. and finished 44 yds.

$$(1) 44 \div 48 = 91.6\% \text{ yield} = 8.4\% \text{ shrink.}$$

Ex. Find loss of weight for a piece woven 51 yds. 14 ozs., and finished 48 yds. 12 ozs.

$$(2) (48 \times 12) \div (51 \times 14) = 80.7\% \text{ yield} = 19.3 \text{ loss in wt.}$$

The yield in length is $(48 \div 51) 94.1\%$. Then:

$$(3) (94.1 \times 12) \div 14 = 80.7\% \text{ yield} = 19.3 \text{ loss in wt.}$$

Ex. Find woven weight per yd. of a piece that shrinks 10% in length, loses 15% in weight and weighs 12 ozs. finished.

$$(4) (.90 \times 12) \div .85 = 12.7 \text{ ozs. woven.}$$

Ex. Find finished weight per yd. of a piece that weighs 18 ozs. woven, shrinks 8% in length and loses 20% in weight.

$$(5) (.80 \times 18) \div .92 = 15.6 \text{ ozs. finished.}$$

Ex. Find shrinkage in length of a piece that weighs 15 ozs. per yd. woven, 13 ozs. per yd. finished and loses 18% in weight.

$$(6) (.82 \times 15) \div 13 = 94.6\% \text{ yield} = 5.4\% \text{ shrink in length.}$$

Ex. Find finished yds. of a piece woven 42 yds. 17 ozs. per yd., which loses 22% in weight.

$$(7) (42 \times 17 \times .78) \div 12.5 = 39.7 \text{ yds. finished.}$$

AIR MOISTENING IN TEXTILE MILLS.

(Continued from previous page)

These three tables in the June, July and August issues of TEXTILES are the first complete tabulation of moisture regain for cotton, silk and wool at different degrees of temperatures and relative humidity that has ever been published. Based on the most complete and scientific investigation of the subject of which there is any record, these tables and the series of charts showing the moisture regain for cotton, silk and wool in process of manufacture are an important addition to the technical literature of the textile industry and will be found of great value for reference by mill men and all interested in this important subject.

SYSTEM FOR SPOOLING AND WARPING.

The accompanying form is used for reporting weekly the production of the spooling and warping department of a cotton mill, also the waste made and oil and supplies charged up. It shows the weight of each kind of yarn,

SPOOLING AND WARPING

PRODUCTION AND WASTE

Hours Run 55Hands Employed 50 Week Ending May 3 19

YARNS	POUNDS SPOOLED	POUNDS WARPED	WASTE
13s	70,875	69,897	Spooling 210 lbs.
15s	18,325	18,968	Warping 123.
21s	12,075	13,148	Sweepings 150.
			Total 483.
			Oil Used 79 galls.
			Supplies \$6.75
Total	101,275	102,013	

spooled and warped, also the total. The report is sent to the office by the overseer at the end of each week, and is filed for reference after the figures have been entered in the production books.

GERMAN PLANS FOR THE FUTURE.

The general assembly of the mechanical cotton spinners and weavers in Augsburg declared dividends of 14½ per cent., elected Kommerzienrat (business adviser) Max Lehmann, director of the Dresdener Bank, Augsburg branch, to the managing board, and resolved upon a number of changes in the by-laws, among which the most important was that the managing board and board of directors may consist only of German citizens who reside continuously in Germany, and, further, that this decision of the general assembly can be changed only by a vote of nine-tenths of the members present.

The same percentage of votes shall be necessary to reach decisions which might result in the loss or limitation of the company's independence because of foreign enterprises. It was stated at the meeting that the company would be busy for some months, that because of its great water power it will be only to a small degree dependent upon the coal supply, and that on account of its sound technical and financial condition the undertaking may look to the future with confidence.

In the speech of the chairman, Geheimer Kommerzienrat, von Schmid, of Augsburg, on the future of the German cotton industry, the following is worthy of particular notice:

"In case of an agreement being reached looking to a more or less free importation of raw cotton, the condition would most certainly be imposed upon us, that we should not put any obstacles in the way of the importation of finished products. On account of the large foreign supplies of merchandise, offers of which, at astonishing low prices, have already been received, a destructive drop in prices must be looked for. Though this might very well be desirable on account of the general economic and social situation, still it would endanger the existence of the German textile industry for a considerable period of time.

"It is probable, nevertheless, that this drop in prices might be the beginning of a general decrease in the cost of living, which would have a healthful effect on the wage demands of labor and thereby bring about a solution of the labor question for German industry. Payment for imported cotton could only be made by means of long-time credit arrangements with American banks, to obtain which either the whole German industry, with the co-operation of the Government, will have to join in depositing securities, or each individual firm for its own credit. The fear that America will not only try to deliver raw materials, but attempt to invade German industry with its capital is not to be ignored."—Frankfurter Zeitung.

ENGLISH WOOL COMBING CHARGES.

Charges for combing wool in England have again been advanced, the new rates marking advances of 120 to 140 per cent. since 1915. The new list with prices in pence (1d. = 2 cents) is as follows:

Merinos:	Per lb.
Tearing 5 to 1 and over	6¼d.
Tearing 4 and under 5 to 1	7¼d.
Tearing 3 and under 4 to 1	7¼d.
Tearing 2 and under 3 to 1	8¼d.
Tearing under 2 to 1	8¼d.
Burring	¾d. extra
Gilling in	¾d. extra
Dry combing	½d. extra
Cape Wools	½d. extra
58s:	
Tearing 12 to 1 and over	6¼d.
Tearing 8 and under 12 to 1	6½d.
Tearing under 8 to 1 same as Merinoes	
Burring	¾d. extra
Gilling in	¾d. extra
Dry combing	½d. extra
56s:	
Tearing 7 and 1 and over	5¼d.
Tearing 5 and under 7 to 1	5¼d.
Tearing under 5 to 1	5¼d.
Slipe and Skin Wools	¾d. extra
Burring	½d. extra
Gilling in	¾d. extra
Dry combing	¼d. extra
48s and 50s:	
Tearing 7 to 1 and over	4¾d.
Tearing 5 and under 7 to 1	5d.
Tearing under 5 to 1	5½d.
Slipe and Skin Wools	¾d. extra
Burring	½d. extra
Gilling in	¾d. extra
Dry combing	¼d. extra
30s to 46s:	
Tearing 8 to 1 and over	4¾d.
Tearing 6 and under 8 to 1	4½d.
Tearing under 6 to 1	4¾d.
Slipe and Skin Wools	¾d. extra
Burring	½d. extra
Gilling in	¾d. extra
Dry combing	¼d. extra
Carding, Backwashing and Gilling only	3¾d.
Slipe and Skin Wools	¾d. extra
Preparing:	
32s, 36s, 40s	3¾d.
44s and 46s	3¾d.
48s and 50s	3¾d.
Slipe and Skin Wools	¾d. extra
Burry and Seedy Wools	¾d. extra
Gilling in	¾d. extra
Dry combing	¼d. extra
Scotch Wools	4d.

In the schedule which came into operation on October 1st, 1915, the charges for 58s and merinoes were from 3d. to 3¾d. (compared with 6¼d. to 8¼d. in the new schedule); for 56s, 2¼d. (compared with 5¼d. and 5¼d.); for 50s, 2½d. to 2¾d. (compared with 4¾d. to 5¾d.); for 30s to 46s, 1¾d. to 2½d. (compared with 4¾d. to 4¾d.); and for preparing 32s, 36s and 40s, 1½d. (compared with 3¾d.).

WOOL GROWING IN NEW ZEALAND.

Sheep and wool are the most important and profitable products of New Zealand. The industry is growing rapidly. During 1918 wool was exported to the value of \$36,631,440. Frozen mutton to \$9,357,992, frozen lamb to \$5,941,179, and frozen mutton and lamb joints to the value of \$161,893, being a total of \$52,092,504, out of a total export of \$138,566,323. The industry is doubtless more remunerative than in any other part of the world, since sheep can live the year round in most all parts of the Dominion on the open pastures without serious damage to them, save in the cases of occasional severe winters in the South Island, such as was experienced last winter, when a few thousand sheep perished because of severe snowstorms.

Good sheep grazing lands in the Dominion are valued at

from \$75 to \$150 per acre, and will carry from 3 to 4 sheep per acre, while improved timber or bush land, that will keep from 1½ to 2½ sheep per acre, can be had at from \$45 to \$80 per acre. There are also wide ranges of Government land where sheep are pastured at a few cents per head per annum.

There were 26,538,302 sheep in New Zealand on April 30, 1918, as compared with 23,480,707 in 1909. These were divided so far as breeds are concerned as follows:

	Number.
Merinoes	1,100,973
Lincoln	420,193
Romney	3,062,921
Border Leicester	230,574
English Leicester	180,247
Shropshire	22,696
Southdown	58,936
Corriedale	499,196
Halfbreeds	912,345
Crossbreeds and others not otherwise enumerated	20,050,221

On the above date there were 24,168 different persons and companies raising sheep in the Dominion, of whom 11,562 had fewer than 500 sheep; 5,603, from 500 to 1,000; 4,747, from 1,000 to 2,500; 1,407, from 2,500 to 5,000; 439, from 5,000 to 7,500; 183, from 7,500 to 10,000; 187, from 10,000 to 20,000; and 40 over 20,000.—(Consular Report.)

SECRETARY CHERINGTON.

Winthrop L. Marvin, who has been the efficient secretary and treasurer of the National Association of Wool Manufacturers since 1908, has resigned to accept an official position with the American Steamship Corporation at New York. Mr. Marvin is an authority on the merchant marine, having been secretary of the Merchant Marine Commission during the administration of President Roosevelt. He is the author of a standard history of the American merchant marine published by Scribner's. He is now returning to a field with which he is thoroughly familiar and we extend to him our best wishes for his success.

Mr. Marvin will be succeeded as secretary and treasurer of the National Association of Wool Manufacturers by Prof. Paul T. Cherington, who, since 1908, has been with the Graduate School of Business Administration at Harvard University. Previous to accepting that position Prof. Cherington was editor of the publications of the Foreign Trade Bureau of the Philadelphia Commercial Museum, and also editor of "The Manufacturer," published by the Manufacturers' Club of Philadelphia. Born in Kansas, Prof. Cherington was graduated from the University of Pennsylvania. He is the author of several books, including "The Wool Industry," published in 1916 and dealing with the commercial side of the industry. During the war Prof. Cherington was connected with the Division of Planning and Statistics of the United States Shipping Board, also with the clothing section of the War Industries and War Trade Boards. He is specially fitted by experience and training for the position with the National Association of Wool Manufacturers, and we wish him success.

SODAMMONIUM SULPHATE FROM NITRE CAKE.

Sodammonium sulphate can be prepared from nitre cake or other acid sodium sulphate by dissolving the nitre cake in water or in mother liquor obtained in a later stage of the process, with the addition of sulphuric acid, neutralizing the free acid by absorption of ammonia, evaporating or adding water to adjust the concentration of the resulting hot solution which should contain ammonium sulphate in excess of sodium sulphate and cooling. This will result in the separation of sodammonium sulphate crystals. Equal quantities of sodium sulphate and sulphuric acid are added to the mother liquor. The free acid is neutralized by ammonia and the concentration of the resulting hot solution is adjusted as above and separation of the crystals proceeded with.—(Dyer and Calico Printer.)

QUESTIONS AND ANSWERS

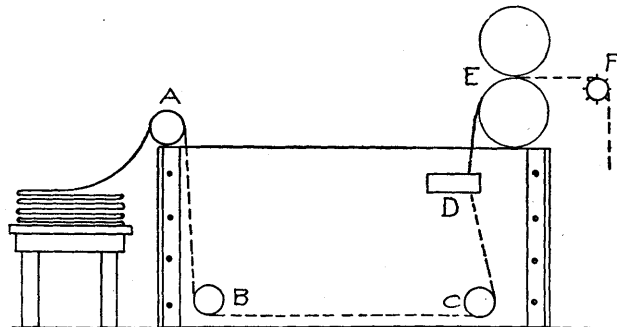
We invite subscribers to submit any questions they desire answered regarding the manufacture or sale of textile products. Any question sent to us will be answered at once if the information is in our possession. If it is not, we will submit the question to experts and their replies will be published promptly. In urgent cases we will, if practicable, send the inquirer an advance copy of the reply. Inquirers are requested to state their questions as clearly, concisely and fully as possible. This will save time and misunderstanding. The names of inquirers are held in confidence.

CARBONIZING FLANNEL

Editor of TEXTILES:

Please inform me how white flannel should be carbonized when it is to be piece-dyed afterwards. I enclose two samples showing our goods as they come from the loom and also when finished. We are carbonizing the pieces with aluminium after weaving. Should they be carbonized before fulling? If so, should the goods be scoured before carbonizing? Should we use soap or alkali for washing? Any information regarding the carbonizing or finishing of these goods will be greatly appreciated. MACASSAR (207).

For carbonizing goods like the sample, a wooden tank should be provided, about 6 ft. long, 4 ft. deep and 3 or 4 ft. wide, with a roll at one end and a set of squeeze rolls at the other. Inside the tanks far enough from the end and bottom for the cloth to pass under, there are two rolls, as



shown in the illustration. There is also a guide through which the cloth passes before entering the squeeze rolls. The opening in this guide should be 4 or 5 in. wide so as to bring the cloth into small compass for squeezing.

The speed of the squeeze rolls should be slow enough to allow the cloth to become thoroughly saturated while passing through the bath. This bath should be prepared by filling the tank nearly full of water, and adding sulphuric acid to bring the solution to 6° Be.

The cloth passing over the roll A and under the rolls B and C, through the guide D and squeeze rolls E becomes thoroughly saturated with the acid solution. For heavy goods it might be necessary to arrange an extra set of rolls above B and C so as to allow the cloth to remain longer in the liquor. A carrier roll F is placed in front of the squeeze rolls to deliver the cloth to a truck. Pressure should be applied to the squeeze rolls to force as much of the liquor as possible back into the tank. After passing through this process, the cloth is extracted, then taken to a dryer arranged to pass the pieces slowly through a chamber heated to 240°. Following this process the goods are run dry in a rotary fulling mill to crush the carbonized burrs.

The cloth should first be scoured, then carbonized, thoroughly in a 4° Be. alkali solution, neutralized and dried before fulling. Time and labor are saved by fulling and scouring and then carbonizing. Any attempt to carbonize the goods in the grease or to full them without thoroughly removing the acid is likely to cause serious trouble. The goods should be fulling and scoured in the usual way with suitable soap for each process. If the goods are to be given an "acid dye" they may go forward without neutralizing; otherwise, a thorough removal of the acid before drying is essential. All parts of the soaking tank must be of wood. MEDIDA.

TEMPERATURE FOR SIZING.

Editor of TEXTILES:

1. What is the proper temperature for the size when running No. 9 indigo dyed warps?
2. What should be the percentage of gain in weight due to sizing?
3. What should be the percentage of gain in breaking strength?
4. For best results in weaving, should the warps be run damp or dry on slasher? Please explain fully.
5. What percentage of moisture should a warp contain, when taken off from slasher?
6. If a warp is taken from the slasher damp, how long does it remain in this condition?

ALENCON (205).

I see no reason to state other than 185° as the proper temperature. Indigo dyed warps are liable to contain considerable quantities of chemicals that act upon the starch causing it to grow thin, so it might be possible to run at 170° on such a warp. The determining factor would be the thickness of the size. If the size is not too thick at 170°, thus making the top roll slip, that would be the best temperature.

The answer to the 4th question is that the warps should be run from the slasher just dry. They should not be at all moist, nor should they be so dry as to be crisp. As you will understand, such a condition as this can be obtained only when the temperature of the size in the size box is regulated.

The answer to the 5th question is the percentage of moisture should be about normal for cotton, say 5 to 6 per cent.

It is difficult to reply to question 6. I do not know what "Alencon" means by "damp." This might be most anything from a warp practically dry to one quite wet. A warp would retain dampness for weeks or months as it is in such a dense package. EVERETT H. HINCKLEY.

MATTING OF WARP YARN.

Editor of TEXTILES:

How can I overcome the matting together of colored cotton warps? CORNING (206).

I am in some doubt as to what is meant by matting of colored yarn in warps. Yarn in the warp will stick together because of the presence of size which was not properly dried on the cylinders before being wound on the beam. I will assume that "Corning" refers to the ends becoming stuck together after leaving the warp beam. Sometimes, owing to improper sizing, the fibers will curl up together behind the drop wire and harness. On a plain weave the 2 ends that rise and fall together will knit into each other and break the end that works between them. If this is "Corning's" trouble the only relief is a 2 and 2 lease. See Practical Fixing of Cotton Looms. JOHN REYNOLDS.

TESTING STRENGTH OF FIBERS.

Editor of "Textiles":

Please let us know where we can get a machine for testing the strength and elasticity of fibers. We have had an inquiry for this machine from a Japanese correspondent who advises us that they have been informed it was manufactured in the United States. YORK (204).

The machine which the Japanese correspondent refers to is evidently the fiber testing machine built by A. S. MacKenzie, 11th street and Ridge Avenue, Philadelphia, Pa.

Knitting Department

THE MANUFACTURE OF KNIT GOODS.

By JOHN CHAMBERLAIN

STRAIGHT BAR MACHINE

As the fashioning course requires a totally different manipulation of the looping elements from that of the knitting course, two cams are attached to each circular boss on the main camshaft. The cams are detachable, and their removal does not affect the timing, which is made by the circular adjustment of the bosses on the shaft.

The path of the needle head during the knitting course is shown in Fig. 14 at A. At the commencement of the course the needle head occupies the position 1, and stays in this position during the loop formation. The loop-division position of the needle head is shown at 2, the pressing position at 3, the casting-off position at 4, from which the return movement is made to the original position.

The path of the needle head during the fashioning course is shown in Fig. 14 at B. At 1 an outward move is made in

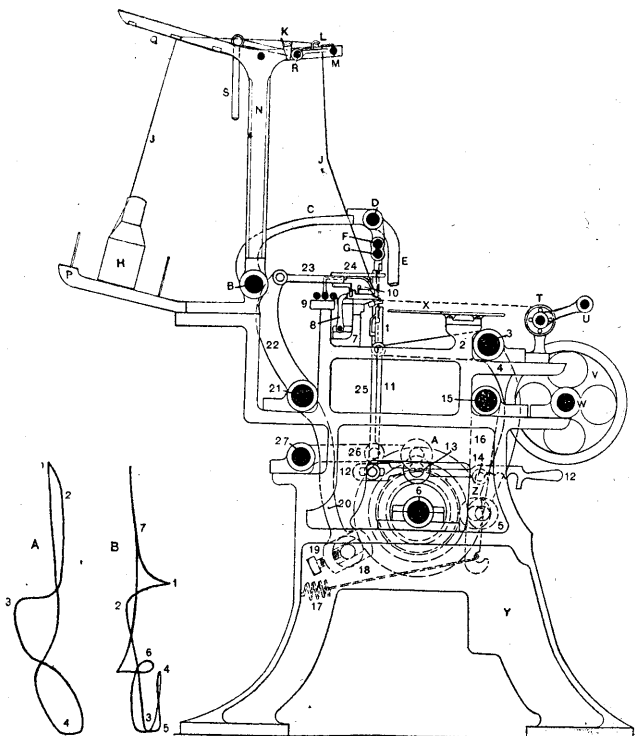


FIG. 14.

FIG. 15.—END VIEW OF MACHINE.

order to allow the narrowing points to descend on the beard side of the needles. At 2 the needles are covered by the points; at 3 the loops are transferred from the needles, and left suspended on the points. At 4 the racking of the points is effected; at 5 the needles are again covered by the points; while at 6, through the aid of the sinkers, the loops are transferred again to the needles. Afterwards the latter rise to position 7, the camshaft is moved endwise, and the needles are now controlled by the knitting-course cams, and rise to their original knitting position.

Fig. 15 shows an end view of the machine, the black circles denoting shafts and rods which extend the full length of the needle divisions. The needle-bar 1, the jacks 8, slur bar 9, sinkers and dividers 10, as well as the rest of the immediate looping elements, have been shown previously in Fig. 11, but are reproduced in Fig. 15 to show how their control is effected.

NEEDLE BAR CONTROL

The vertical movement of the needle bar is obtained through the agency of the arms 2, the rocking shaft 3, and levers 4, from the main camshaft 6. The cam levers 4 carry rollers 5 through the medium of which the motion is transmitted with a minimum of friction. Rocking shafts, an outstanding feature of the machine, are used so that the connections from the intermediate oscillating shafts to the main shaft and to the parts operated may be made in any convenient position.

The horizontal movement of the needle-bar is obtained through the agency of the connecting bars 11, cam levers 12, rollers 13, rocking shaft 15, and rocking-shaft levers 16. The levers 12 are connected to the levers 16 on the spindles 14, so that they can be released when any of the sectional needle bars are to be put out of action, as is necessary when a needle breaks or when certain operations are being performed. The rocking-shaft levers 16 are pulled towards the main camshaft by means of strong spiral springs 17, and the rollers of all the cam levers are caused to follow the contour of their cams by means of similar devices.

The loop-forming position of the needles would ordinarily be decided by the setting of the foregoing levers, but in common practice additional cams and levers are provided, so that the rollers Z of the levers 16 are not in contact with their cams during the stitch formation, it being possible to adjust the stitch length by means of set-screws with milled heads to exceedingly fine limits without altering the horizontal component of the needle bar movement.

SINKER CONTROL

The sinker action is controlled through the agency of the catch-bar, catch-bar arms 22, 23, rocking shaft 21, catch-bar levers 20, and rollers 18, from cams on the main camshaft 6. The rollers 18 have a set-screw adjustment, so that any regular wearing of the cams may be compensated by roller adjustment. In a like manner the other rollers have also set-screw adjustment.

In order to release the catch-bar from the slots in the sinkers and dividers during the loop formation a vertical movement is given to the catch-bar at the completion of each course. For this purpose the catch-bar arms 23 have extensions 24, which are lifted through the agency of the vertical rods 25, rocking shaft 27, lever 26, and rollers A, from cams on the main shaft 6. At the completion of the loop formation and division the catch-bar is allowed to fall so that the sinkers and dividers make a collective movement during the rest of the course.

The narrowing mechanism is carried from the rocking shaft B by means of arms C. Brackets are attached to the front ends of these arms, which carry the shaft D. At intervals on the latter other brackets are placed in which slide the narrowing rods F, G, which carry the narrowing fingers. The movement of the narrowing mechanism is a simple oscillating one about the rocking shaft B, and is obtained from the main camshaft through the agency of the vertical levers E attached to the shaft D. During the knitting course the rollers of the levers E rotate idly on a circular flange so that no movement is given to the narrowing mechanism.

The bobbin stand P and snapping mechanism are arranged around the vertical brackets N. The yarn J is drawn from the bobbins H, and passes through guide holes in the bars Q, over wicks in the lubricators K, under the snapping springs L, which are attached to brackets carried on the snapping rod R. This rod is oscillated through the agency of the connect-

ing rod S from a cam on the main shaft. During the loop formation the snappers L are held away from the yarn by the front rod M so that the yarn may pass freely through the thread guides to the sinkers, but when the draw has been completed the rod R is oscillated in an upward direction so that the yarn is trapped and lightly held between the snappers and the brackets. In this manner the yarn is held taut so that it will pass correctly between the needles and sinkers when they are returned to their position after casting-off or narrowing. This ensures good selvaging, an important point in the making of wrought goods.

MANAGEMENT, CARE, AND ADJUSTMENT

Advantages will be gained by keeping a machine knitting from similar yarns as far as is consistent with the orders obtainable. Changing from one yarn size to another often necessitates overhauling and adjusting the machine, as also does changing the character of the yarn used. Different classes of yarns require different adjustments of carrier-rod stops and snappers if good selvages are to be ensured. These machines are noted for their longevity of wear if kept in good condition by careful attention to details. A good operator will keep the needles, sinkers, and points as straight as if the frame were new.

The alignment of the needle bars, catch-bar, and jack-bars is of the utmost importance. Sometimes, in case of a mishap, the sectional needle bars may become disturbed, and before restarting, the machine should be turned by hand until the needle heads are just disappearing between the sinkers. If the needle bar is level, the needle heads will become invisible as a whole; if not level one side will disappear first.

In keeping the sinkers, knocking-over bits, needles, and points in good order, the knocking-over bits should be lined up to the sinkers and the points adjusted so that they pass between both sinkers and knocking-over bits without any sideway deflection.

Finally, the needles may be pliered to the points. It is useless pliering needles to wrongly set points, as both needles and points must work between the sinkers and knocking-over bits without visible contact.

It is better to avoid the use of too much drawing-off weight, as this has a tendency to pull the selvage loops and needles inwards so that the points do not cover properly in the fashioning operations.

Tucking and throwing-off at the selvages may be due to incorrect vertical setting of the needle bar, as well as to incorrect horizontal positioning. If the complete loop is not below the beard when the latter is closed, a tuck stitch will result, as the loop cannot be cast off. If the new loop is below the beard, the stitch will be cast off at the same time as the finished loop. These imperfections may not necessarily appear all across the fabric, as it is evident that the new loops are only directly connected to the finished loops at the selvages from which the carrier guides are drawn, and it is here that the results of imperfect adjustment will be made manifest.

Each slur-cock should be carefully adjusted to push the sinker through the agency of the jack precisely up to the bar on the sinker plate, the catch-bar then adjusted to take the dividers up to the same bar, and the cam timed so that the catch-bar immediately drops into the sinker slot. Wrongly set catch-bars will cause the sinker loop to be greater than the divider loop or vice versa, and if badly set, will not fall into the slots at all.

It is necessary to avoid the use of needles which vary slightly in length of beard, thickness of the wire, or needles possessing opened-out eyes. All needles should be cast out exactly the same length, and the beards set so that the yarn can pass safely under them. Partially closed beards will split the yarn and cause pin-holes, or throw stitches off completely.

Raised beards will mispress and cause tuck stitches. Beards not parallel with the needle stem will be pressed outside the needle, and also cause tuck stitches as well as bent sinkers, while in time the beard will be sheared off.

To produce good selvages the carrier guides must be set to suit the character of the yarn used. The snapping springs must be examined, and their relative strength tested by the feel. All guide holes through which the yarn passes should be clear of lint and be perfectly smooth. The bobbin should occupy an exactly central position with reference to the first guide hole, so that no drag caused by the yarn pulling off hard on one side of the bobbin occurs, for if the yarn does not run freely, cuts will result. On the other hand, tensionless yarn may cause drop stitches through the necessary long lead of the thread guide. There should be no end play in the screw-box connection to the narrowing fingers. Hard yarns should be lubricated during winding as well as during knitting, but yarns lubricated in the winding process should be worked immediately, or drag is bound to ensue.—*The Textile Manufacturer, Manchester, England.*

POINTS ON SILK HOSIERY.

* PURE DYE.

The almost invariable method of manufacturing seamless silk hosiery is to knit the raw silk. The goods are then finished by first boiling to remove the gum from the silk, then bleached or dyed. A little sizing is generally used to harden the silk, this disappearing on subsequent washings. As no loading or weighting is used in this grade, it is termed "pure dye." The method of knitting is very simple, it being almost as easy to make "pure silk" hosiery as to make mercerized cotton goods. Were it not for the tendency for pure dye hosiery to rough up when subjected to the slightest chafing or to catch on almost everything it touches, it would outwear the higher grades of silk stockings.

Pure dye hosiery can be readily distinguished by burning a strand of the silk. It will burn away instantly like a human hair unless it has been subjected to mineral weighting, in which case the strand will remain intact in the form of ash which crumbles when handled. The heavier the weighting the slower will be the burning and the greater the amount of ash. When weighted silk is applied to a flame, the ash becomes red hot and blackens again without crumbling when removed.

Seamless hosiery machines knit pure silk in the gum without special preparation, but on full fashioned machines the silk must first be moistened. Knitting dry silk on fashioned machines invariably results in a poor fabric because of the wirey nature of the thread. The loops run together and cause uneven knitting. There is little difference in the results obtained by applying the moisture by rewinding over a leather roller and by drawing the silk thread directly through clear water as it is being knit.

"Pure dye hosiery" sounds good, but in reality it is, of the three distinct grades, decidedly the inferior. Pure dye goods would not be made in such quantity if it were possible to weight the silk in the stockings easily without affecting materially the cotton in the goods.

"DIPPED" SILK.

This grade of silk hosiery comes next in respect to quality and the difficulty in handling during the processes of manufacture. It is made from silk that before being knit has been boiled off and weighted, but not dyed. The operations on silk treated in this manner are more difficult than on gum silk. The moistening must be more carefully carried out and the handling of the fabric in all operations up to the dyeing requires more care. When the gum has been removed from silk the tendency for running stitches and the

ability of seriously damaging the goods increases materially.

Moistening makes gum silk slippery and causes the loops to knock over more easily. This advantage is lost when the gum is removed before knitting. The weighting of the silk adds to the difficulty in making the needles pull the new loops through the old ones. An excessive amount of moisture makes the silk stick to the needles. Even the moisture in the air at times settles on the needles of a full fashioned frame, causing difficulty in clearing the loops when working weighted silk and making a "cloudy" fabric.

If the silk becomes a little dry, partial tucks form, the frictional electricity drawing and splitting the silk when passing over the heads of the needles. Movable, knocking-over bars are a great help in overcoming these difficulties, as they provide a constant and not too rigid tension on the yarn during the moving of the new loops over the needle heads. Machines require closer adjustments on this kind of silk knitting. Under favorable conditions the production can be as large as on gum silk. As all operations are performed with undyed materials, the highest skill is not essential. When completed, this grade of hosiery is dyed in the same manner as gum silk except that it does not have to be boiled off. Weighted silk differs from pure silk in its affinity for coloring matter, and does not blend as well with the cotton parts. This hosiery is generally termed "dipped."

Because of the weighting there is less tendency to rough up when worn than is the case with pure dye hosiery. The finished product has a heavier and more solid body than pure dye hosiery, and does not become fluffy and sleazy on laundering as is the case with pure dye goods.

INGRAIN HOSEIERY.

The best grade of silk hosiery is called ingrain. This is knit from silk that has been boiled off, weighted and dyed in the yarn. Only knitters of great skill and long experience are successful in operating full fashioned machinery on ingrain work. The difficulties in making dipped hosiery are several times multiplied in producing ingrain goods. Besides having the mineral weighting in the silk, there is also the color or dye to contend with together with the scroop which is always acid and adds to the difficulty of obtaining good knitting. On light colors, scrupulous cleanliness must be observed. The winding preparation of silk, correct moistening methods and constant attention required in order to keep the silk and cotton in the right condition for good work call for men of long experience who have grown up in the business.

Ingrain silk hosiery is generally looped with white thread or silk, this being one of the best means of distinguishing ingrain from dipped hosiery if the colors are solid. There are, however, all silk goods which are knit in the gum and afterwards boiled off, weighted and dyed in the piece. Such goods have even been relooped with white silk, but these goods do not stand out as a specific grade.

MONACO.

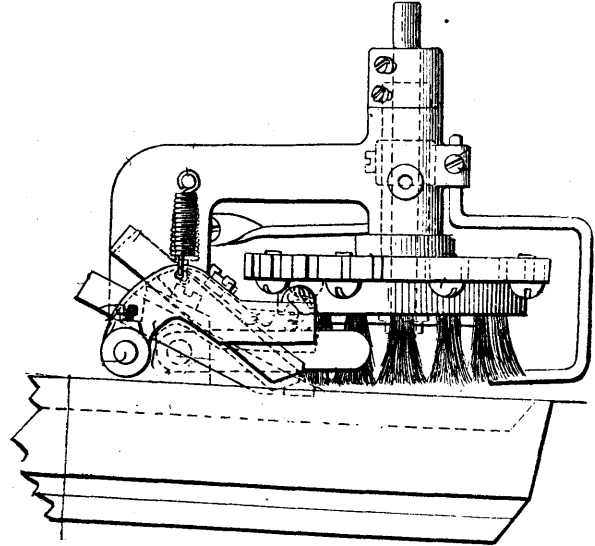
INDUSTRIES WANTED.

A joint industrial development campaign of countrywide magnitude for the Petersburg-Hopewell district in Virginia, is to be undertaken by the business men and Chamber of Commerce of that section and the Du Pont Chemical Company. This district is the site of the famous war plant of Hopewell where more than a billion pounds of gun cotton were turned out for the United States and the Allies during the four years of the world war.

According to arrangements now made, the Du Pont Chemical Company, owner of the property, has joined hands with the business interests of that section and will bring to the attention of manufacturers throughout the world, the advantages of the location of this great war plant and the surrounding district for manufacturing purposes.

ATTACHMENT FOR LOOPING MACHINES.

The illustration shows an attachment for a looping machine, recently patented, and designed for closing the gap in the toe portion of a seamless stocking. The object of the device is to cut the chain thread made by a looping machine at the vacant intervals where no fabric is attached to the looper points for the needle to sew. Much time is lost by the operator in breaking this chain by hand, and frequently there is a long length of chain left inside of the stocking.



LOOPING ATTACHMENT.

A rotary brush is attached to the lower end of vertical shaft, and secured to the top of brush is a ratchet plate, which is provided with teeth, secured to the under face of the ratchet plate, and evenly spaced around the same, is a plurality of round-headed screws, as shown.

A single round-headed screw is carried near the inner end and upon the top of the cutter-carrying bracket. This screw is adapted to be engaged by the heads of the screws carried by the ratchet plate, as the screws come in engagement, they will ride over each other, but by reason of the cutter-carrying bracket being able to swing downward, the bracket will be forced downward, as the heads of screws pass over the head of screw 38, causing the cutter blade to move down for cutting a thread that is moved by the bristles of the brush in between the blades of the cutter.

A coil-spring is secured, at its lower end, to the bracket, and at its upper end to the outer end of a horizontal fixed pin. This spring exerts an upward pull upon the cutter-carrying bracket for holding the head or extension of the screw in the path of the heads of screws, so that at certain intervals, by reason of the heads of screws coming into engagement, the movable blade of the cutter is operated for causing the cutting action for severing the strand.

RECENTLY BROUGHT OUT.

Suede Finishing Machine for Glove Fabrics. Tomlinsons, Ltd. A machine for producing a suede finish on warp-knit fabrics for gloves and on other fabrics. It is equipped with six raising rollers, dust proof ball bearings, and has a very high production.

Peroxide Bleaching Plant. Guthrie & Co., chemical engineers, Accrington, Eng'and. A process of bleaching with peroxide of sodium, which, it is claimed, gives results greatly superior to those hitherto obtainable. All metallic contact is avoided, the pumps used being made of ceramic material.

Wool Washing Machine. John Petrie, Ltd., Rochdale, Eng. An improved wool washer, which can be run continuously without stopping for washing out the tanks and changing liquors. This result is accomplished by means of a spiral conveyor at bottom of the tank.

Dyeing, Bleaching and Finishing

THE PROCESS OF CARBONIZING.

BY A. GANSWINDT.

Another machine for drying and carbonizing loose stock, shown in Fig. 17 and 18, is built on the same principle as machine last described. The stock is carried by endless aprons through a single chamber. The first model, Fig. 17, is built entirely of iron and provided with a short feed apron. The second model, Fig. 18, is enclosed in mason work and




FIG. 17.—CARBONIZING MACHINE.

has a long feed apron. Each model is built with from seven to nine aprons. The operation of the machine will be clear from the illustration without further explanation.

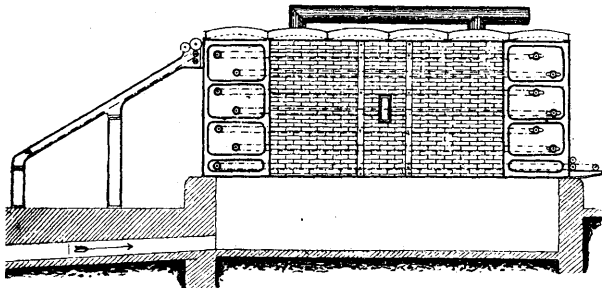


FIG. 18.—CARBONIZING MACHINE.

The Lekeux carbonizing machine, Fig. 19, is based on the principle of a traveling apron. It consists of balanced shelves F attached to a chain work which moves up and down in an enclosed chamber. These shelves take the stock

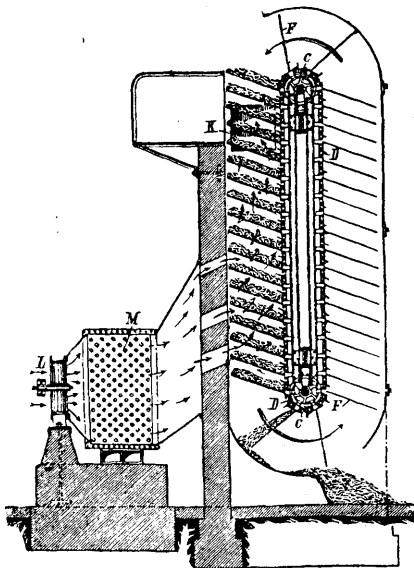


FIG. 19.—CARBONIZING MACHINE.

at the top of the chamber and carries is slowly down to the bottom, where the material is automatically discharged. During this passage a current of air generated by the fan L

and heated by the heater M passes upward through the stock and escapes through the opening K. This current of air is divided so that it is strongest at the bottom of the carbonizing chamber and weakest at the top. The shelves are carried by the chain D, which passes over the sprocket wheels C.

A special machine for carbonizing with a mixture of muriatic acid gas, coal gas and air forced through a revolving drum in which the material is placed will be described in detail when we take up the carbonizing of rags.

THE ALKALI BOIL.

BY LOUIS M. TAILFER.

There are two methods of boiling-out cotton goods. The older process is done in open boilers, using a large quantity of lye in relation to the weight of the goods in view of the necessity of keeping the cotton submerged. Later closed kiers were adopted in order to keep the heat in better and to boil under pressure at a higher temperature. The lye is circulated by means of steam injectors which heat the lye but at the same time dilute it. To obtain a more active circulation centrifugal pumps are used. The quantity of lye used is very large in order that the material shall be always immersed.

About 1885 Mather and Platt recommended another method of boiling-out. This consists in using a relatively small quantity of lye, but much more concentrated, and giving it a forced circulation through the goods. They invented a system of kiers which bear their name. They have a large output and give excellent results.

Koechlin also suggested a process using a small quantity of lye. Thies worked out a similar process but with a variation, and made a very complete study of the phenomena of boiling-out with a short lye.

The Thies process differs from those already known and particularly from Koechlin's in the fact that the treatment with carbonate of soda and that with caustic soda are given separately. The result of this is that the caustic lye can be used at a temperature and degree of concentration hitherto unattainable because there were no means of protecting the cotton fiber, whereas in the Thies process this preventive action is furnished by the preliminary treatment with soda and steam. By this preliminary treatment the use of very concentrated caustic lye is rendered possible and without danger to the fiber. It has an energetic action of short duration. Moreover, the use of boiling caustic soda lye diminishes the mercerizing effect on the fiber and the contraction that would be the result of the use of cold lye. A third distinctive feature of the process of Thies as compared with preceding methods, and in particular that of Koechlin, is that the action of the boiling caustic lye is kept up almost constantly during the boil. Thus the tendering action of the lye is prevented by its saponification as a result of drawing off the steam in the course of the operation. This evacuation of the steam not only gives a rapid circulation but keeps up the concentration of the lye. The process is in four complementary stages:—

- (1) Separate treatment of the fibers with alkalis (carbonate of soda).
- (2) Treatment with steam after No. 1.
- (3) Treatment of the fibers, after they have been freed from imprisoned air, with boiling caustic soda lye

(4) Concentration of the caustic soda lye by means of a special device giving constant circulation.

The actions of these successive steps complete the process reciprocally, and are justified by the following considerations:

(a) The fibers contract in cold caustic lyes according to their degree of concentration, and if the lye is very strong mercerization results. This contraction does not take place in the boiling solution. In the cold bath even diluted caustic soda solutions act in the same way in filtering through the layers of cotton. These are not mercerized by the boiling lye.

(b) By the presence or introduction of air into the kier, or if it is imprisoned in the fibers or introduced with the steam the boiling lye has a destructive action on the fiber in the presence of oxygen.

(c) The alkalies precipitated on the fiber by the alternate action of caustic alkali and alkaline carbonate cannot be removed by boiling water and steam. They cling to the fiber during steaming and give strong indications of catalytic action.

(d) By greatly diminishing the volume of the lye a uniform circulation is set up if the lye and the steam traverse the material rapidly and together and can be separated below the goods.

The liquids collect by gravitation in the lower layers of the goods and are drained out. Only a pump can put these filtering liquids into circulation, whereas the boiling liquids cannot be aspirated because of their vaporization.

The rapid circulation of the lye is set up by the extraction of the steam at the bottom of the kier and by the removal of the lye by means of a pump, and by the addition of lye at the top of the kier over the goods under treatment the uniform division of the lye is thus obtained and also the mixed circulation of the lye and the steam and the uniformity of their action.

In the boiling kiers the fibrous materials impregnated with liquid fill a space which is four times that of their specific bulk. For instance, if the density of cotton is 1.5 then 1,500 lbs. occupy a volume of 300 British gallons of which 300 gallons is liquid. In the old processes of boiling-out therefore it needed 300 gallons of lye for 1,500 lbs. of cotton, and if for instance 50 lbs. of Solway soda were used hardly a one per cent. solution was obtained. In the Thies process only 50 to 60 British gallons of lye were used, which by boiling with resin soap gives a concentration corresponding to a 6 to 7 per cent. soda solution.

For the caustic soda boil and steaming a cylindrical autoclave is used, similar to those ordinarily employed for boiling under pressure. The material rests on a perforated false bottom. Over this the cylinder slightly diminishes in diameter and the height of the part over the false bottom is about a quarter of that of the part below.

At the top of this smaller part is a pipe pierced with holes and this communicates with the atmosphere or with a condenser. Thus the steam from the lye which has gone through the goods is evacuated, whereas the lye falls to the bottom of the kier. It is drawn from here by a pump with a reheater and is forced again into the kier over the material. The reheater is a vertical tube containing a steam coil which heats the lye without weakening it. This arrangement quickens the circulation because all the pressure is from the top of the kier and the liquor falls to the bottom by gravity, by the aspiration of the pump, and by the depression caused by the escape of steam.

The saponification of the fats and resins in the cotton is effected by the energetic circulation of the lye at a high

temperature. In proportion as the saponification proceeds its detergent action is weakened. The arrangement of the the strength of the lye is diminished, and in consequence kier remedies this as the steam is drawn off continuously and the lye is thus concentrated.

As an example take the treatment of printing cloths. The dry fabric is steeped in a solution of acid equal to its weight: 10 parts by weight sulphuric acid, 60 per cent., or 16 parts hydrochloric acid, 30 per cent. and $\frac{1}{2}$ part hydrofluoric acid, 75 per cent.

The goods are left in this solution for four hours, then steamed for half a minute and then washed in the open washer. They are next given a bath of soda, one-half per cent., at 122° F., and left in this bath twelve hours or over night. For this bath old saponified lye which has served for boiling-out under pressure can be used.

If the goods are very hard, for instance if they are loaded with pectic matters, this operation is repeated several times. In the washing machine 1 part of chloride of magnesium is added per 1,000 20,000 of water.

The pieces are whizzed so that they retain their own weight of water and are put into the kier with a sufficient free space left above them. The lid is closed down and the steam is turned on from the system of pipes in the reheater. This treatment is with the aim of bringing the goods to a temperature of 212°, and its duration depends upon the capacity of the kier. It may require two hours and a half. The water and the air are drawn off from time to time at the bottom of the kier. In this way the material is well prepared; it is free from air, spongy, and can be uniformly impregnated with caustic soda.

The boiling lye is forced in so that all the material is evenly impregnated. For 1,500 lbs. of cotton 50 lbs. of Solway soda are used, which mixed with quick lime give 60 British gallons of caustic soda lye. Before introducing this mixture 10 lbs. of rosin are put in for the purpose of saponification. The lye is heated by means of the steam coil in the reheater and circulated, keeping the temperature at about 260° F. This circulation and reheating is kept up for about five hours, and by constantly expelling the steam the lye becomes more and more concentrated. Then the goods are washed in boiling water.

The chloring is done with a third of the chloride of lime hitherto necessary. The goods are then washed, soured and the process finishes with a thorough washing.

The process and the arrangement of the kier allow a very strong caustic lye to be used without fear of mercerizing or tendering the cotton. By this means chemically pure cellulose is obtained. The preliminary treatment with acid is not absolutely necessary, it can be suppressed in the case of easily bleached goods. The addition of a little hydrofluoric acid makes the action more energetic. By steaming the goods treated in a cold acid bath an economy in acid is effected. The acids destroy the inorganic compounds in the fiber, and if these are not present this step of the process can be left out, leaving any souring for the final operations.

In this case the first step is the treatment with alkaline carbonate or a weak lye which is sufficient to free the goods from lightly adhering or easily soluble matter. Moreover the alkaline carbonate not being easily soluble remains in the fiber in spite of the washing, and on the steaming which precedes the caustic soda it absorbs the oxygen from the air imprisoned in the fibers, and the goods thus freed from air are able to stand the strong lye.

To sum up, the ordinary process is reversed; a weak lye is first used to remove the easily soluble matters, followed by a strong lye to remove the remaining matters, and this is a more rational procedure.—*L'Industrie Textile*.

RECENT TEXTILE PATENTS.

Braiding-machine. 1,305,490. A. Peterson, Boston, Mass.
 Compound fabric. 1,306,518. J. N. Briones, Cuenca, Spain.
 Cloth-reed, Collapsible. 1,307,175. F. T. Bailey, Dudley, Mass.
 Cloth-measuring machine. 1,303,971. L. L. Scott, St. Louis, Mo.
 Cloth renapping and refinishing machine. 1,304,281. E. J. Dunklee, Hackensack, N. J.
 Cloth-cutting machine. 14,654. A. Rubin, St. Louis, Mo.
 Drying and conditioning machine. 1,304,645. T. Allsop and W. W. Sibson, Philadelphia, Pa.
 Fabric, Apparatus for impregnating fragile. 1,306,650. E. Weinheim, New York.
 Fabric-treating machine. 1,306,29. H. M. Dudley, Philadelphia, Pa.
 Fabrics having the property of invisibility, Production of. 1,306,213. F. Cochrane, Cheadle Hulme, England.
 Fiber-treating device. 1,304,862. H. M. Dudley, Philadelphia, Pa.
 Fiber-treating device. 1,304,863. H. M. Dudley, Philadelphia, Pa.
 Fabric and making same, Double-pile. 1,307,008. G. F. Hutchins and G. Grossland, Worcester, Mass.
 Fabrics or the like, Seam-detector for. 1,306,713. F. A. and W. F. Papineau, Webster, Mass.
 Fiber-bearing plants, Process and apparatus for treating. 1,307,250. L. N. Gillis, Washington, D. C.
 Fabric-cutting machine. 1,305,480. H. Maimin, New York.
 Humidifier. 1,305,943. R. D. Smith, Arlington, Mass.
 Humidifier. 1,305,945. W. G. Smith, Scarsdale, and J. P. Lisk, Brooklyn, N. Y.
 Humidifier apparatus. 1,305,944. R. D. Smith, Arlington, Mass.
 Knitted fabric body. 1,305,446. G. Davidson and H. C. Doctor, Fort Wayne, Ind.
 Knitting-machine latch-opener. 1,303,823. R. W. Scott, Boston, Mass.
 Knitting-machines, Beard-opener for spring-beard-needle. 1,305,575. F. Wilcomb, Norristown, Pa.
 Knitting fabric sections and making fabrics having transferred sections, Machine for. 1,306,523. W. H. Childrey, Hawk River, N. C.
 Knitting-machine. 1,306,321. J. Waterfield, Providence, R. I.
 Looms, Box-operating mechanism for. 1,302,670. J. T. Kennedy, West Patersonborough, N. J.
 Looms for weaving pile fabrics, Pile-cutting device for use in. 1,303,620. A. Veluard, Philadelphia, Pa.
 Looms, Shuttle for side-motion feeler. 1,303,583. D. Osgood, Hopedale, Mass.
 Looms, Stop-motion for. 1,307,012. H. Le Doux, Worcester, Mass.
 Looms, Yarn-feeding mechanism for. 1,307,241. B. A. Clark, Slocum, R. I.
 Looms, Filling-end-extracting mechanism for. 1,303,886. H. H. Gove, Biddeford, Me.
 Looms, Shuttle for side-motion feeler. 1,302,629. T. F. Brazell, New Bedford, Mass.
 Looms, Picking apparatus for weaving. 1,306,190. M. T. Pickstone, Hampstead, England.
 Looms, Reed for weaving. 1,306,189. M. T. Pickstone, Hampstead, England.
 Loom, Pile-fabric. 1,304,879. H. J. Hope, Sanford, Me.
 Loom for weaving pile fabrics. 1,305,373. G. Koch, Paterson, N. J.
 Loom Picker-stick checker. 1,305,799. J. W. Herbert and J. A. Andrews, Biddeford, Me.
 Puttee and making the same. 1,307,235. J. Boyd, Clonbur, Ireland.
 Picker-strap. 1,304,764. M. B. Griffin, Pascoag, R. I.
 Spinning Machines, Means for stopping the delivery of roving in. 1,304,610. P. Sharp, Perth, Scotland.
 Spinning-mules, Ease-up motion for the tension-fallers of. 1,304,664. J. Davidson, Toronto, Ontario, Canada.
 Spinning or winding machine. 1,304,893. H. A. Leonard, Hopedale, Mass.
 Spinning-rolls, Calendering machine for. 1,304,582. S. J. McCaughrin and E. W. Bullard, Birmingham and Anniston, Ala.
 Spinning imitation-mohair yarn. 1,303,302. W. R. D. Hall, Narborth, Pa.
 Thread-spinning mechanism. 1,302,626. B. L. Bloom, Brooklyn, N. Y.
 Twine-holder. 1,307,062. A. E. Osterberg and G. A. Oberg, Norway, Mich.

Textile fabrics, Attachment for unravelling. 1,305,586. J. Brown, Philadelphia, Pa.
 Thread-uniting machine. 1,305,706. E. F. Hathaway, Boston, Mass.
 Union-undergarment. 1,306,771. J. K. P. Pine, Troy, N. Y.
 Warp stop-motion. 1,307,022. J. Reagan, New Bedford, Mass.
 Weft-replenishing mechanism. 1,307,024. E. H. Ryon, Waltham, Mass.
 Weaving machine, Mat. 1,304,216. J. H. Stanfield, Muskegan, Mich.
 Warp-replenishing machine, 1,304,875. E. F. Hathaway and C. Lea, Boston, Mass.
 Woven pile fabric. 1,305,066. J. Coley, Worcester, Mass.
 Warp-handling machine. 1,306,138. H. D. Colman, Rockford, Ill.
 Warps, Machine for operating. 1,306,097. T. E. Bingham, Manchester, England, and E. D. Parker, Rockford, Ill.
 Waterproofing fabrics. 1,306,274. J. E. Paquet, Montreal, Quebec, Canada.
 Winding-machine, Spindle or holder for cones for. 1,306,256. H. Holt and A. Seeley, Rochdale, England.
 Warp-uniting mechanism. 1,303,705. M. F. Field and C. D. Lanning, Boston, Mass.
 Winding and measuring mechanism, Fabric. 1,305,740. J. Overbake, Cleveland, Ohio.
 Yarn-tension device. 1,303,320. L. T. Houghton, Worcester, Mass.
 Yarn-reclaiming machine. 1,302,906. H. E. Fish, Chicago, Ill.
 Yarn-tension device. 1,303,202. L. T. Houghton, Worcester, Mass.

NEW PUBLICATIONS.

Cordage Fibers; by H. R. Carter; 107 pages 5½x8¼; John Bale, Sons & Danielsson, London; price, \$1.50.

The volume deals with the cultivation and preparation for market of long fibers, the contents being arranged under the following heads: jute, soft hemp, manila hemp, sisal hemp, East India hemp, aloe and agave fiber, New Zealand hemp, ramie, rhea and China grass, coir, flax, some lesser known fibers, decortication, cotton, chemical characteristics of cordage fibers, physical structure of vegetable fibers as seen under the microscope.

An appendix contains an account of the Russian flax trade and the cordage fibers of Queensland, also directions for distinguishing fibers.

Cotton; by George Bigwood; 199 pages 4¾x7¼, illust.; Henry Holt & Co., New York; \$1.60.

This is a general sketch of cotton and the cotton trade, and has been made as free from technicalities as possible. Nevertheless, the technical man, as well as the general student and reader, will find in it much valuable information. The subject is treated under the following heads: History of the Cotton Plant; The Development of Spinning; The Cotton Fields; Triumph of Mechanical Invention; Cotton Growing under the British Flag; Classification of the World's Crop; Modern Spinning and Weaving; "Where Merchants most do Congregate"; Gambling in Cotton; Cotton Fabrics; An Art Manufacture; Cotton Organizations and Strikes; A General Utility Plant.

Application of the Coal Tar Dyestuffs; by C. M. Whittaker, B. Sc.; 210 pages 5¼x8½; D. Van Nostrand Co., New York, \$3.00.

The author of this book was for seventeen years head of the experimental dye house of Read, Holliday & Sons, Ltd., Huddersfield, Eng., now British Dyes, Ltd., in which position he was brought in contact with the practical details both of the manufacture of dyestuffs and their practical application in the industries. The extensive and valuable knowledge thus gained has enabled him to write this book, which is adapted for the dyer, chemist and student. The contents are arranged under the following heads: General Survey of Dyeing; The Various Uses of the Basic Dyestuffs; The Application of the Acid Dyestuffs; The Turkey-Red Industry, and other uses of the Alizarine Dyestuffs; The Application of the Direct Cotton Dyestuffs, including those which develop on the fibre; The Azo-coloring Matters and their special use in Dyeing; The Properties of the Resorcin Dye-stuffs; The Application of the Sulphur Dyestuffs; The Application of the Vat Dyestuffs; The Dyeing of Union Materials, including Garments; Colors produced on the fibre by the oxidation of Coal Tar Products; Other uses of Coal Tar Dyestuffs; Dyestuffs other than Coal Tar Dyestuffs still in use; The Valuation and Detection of Dyestuffs.

One Branch of a Giant Industry

TEXTILES comprise fabric and color. The fabric is right when the color is right. They stand or fall together. This is why the dyestuff producer must consider his work as a factor in a larger industry.

The textile industry is a great industry. Its annual output is valued at more than one billion dollars. But it is singularly dependent upon the dyestuff producer. Fabric without color is unthinkable.

The National Aniline and Chemical Company, Inc., recognizes this relation to the textile consumer. It is here to serve the textile industry. It is dependent upon that industry for encouragement and for existence. If it does not serve that industry adequately it will have no reason for existence.

The production of dyestuffs is a share in the work of a giant industry.

National Aniline & Chemical Company
INCORPORATED

21 Burling Slip, New York

Works: Buffalo Brooklyn Marcus Hook

Dyestuffs and Chemicals

H. A. METZ & CO.

INCORPORATED

122 HUDSON STREET
NEW YORK CITY

BOSTON CHICAGO
PHILADELPHIA PROVIDENCE
ATLANTA CHARLOTTE
SAN FRANCISCO



In hoc signo vincimus

DYE EXCHANGE CORPORATION

Clearing House for Colors

141 BROADWAY, NEW YORK



HELLENIC COLORS

Choicest Collection of Dyes, Dry Colors
and Oil Soluble Colors available anywhere.

Based on European Standards Priced Below Average Market

Specialties: Malachite Green Crystals—Fuchsine
(Magenta) Crystals—Methyl Violet Crystals and All
Other Basic Colors, Direct Colors and Acid Colors

HELLENIC CHEMICAL & COLOR CO.

INCORPORATED

420 Broadway New York City

DRY DYEING.

Dyeing in gasoline solution is a process that comes under the general head of dry dyeing. This is not a new process, but has been in use in one form or another for many years. The solvents chiefly used are: 1. Alcohol. 2. Benzine, Gasoline and Benzol. 3. Carbontetrachloride, tetrachlorethane, etc.

Colors are selected which dissolve in these solvents with or without addition of benzine soap, acetic acid, etc., and the fabric is worked in the color bath until saturated, and is then whizzed and dried.

Dry dyeing is used for dyeing delicate fabrics and other articles which would suffer through the action of water. Light tints only are produced to any extent.

Fire danger with dry dyeing is about the same as with dry cleaning. Where carbon tetrachloride, or tetrachlorethane are used, alone, the fire risk is negligible.

Mixtures of the latter oils with 25 to 35 per cent. of kerosene, gasoline and benzol can be made to reduce the cost of dyeing. These mixtures are very much less inflammable than gasoline, benzine or benzol alone, and if handled with a reasonable amount of care do not constitute a serious fire risk.

FAST COLOR.

THE ART BRAID CORPORATION.

Michael Gerson has become interested in the Art Braid Corporation, 21 Bond St., New York, and will act as manager of that company. They manufacture braids, fringes, tassels, ornaments, passementerie and novelties. The Art Braid Corporation operates 10 flat knitting machines, one jacquard and twenty-four flat and soutache braiding machines. They make a specialty of tinsel thread and knitted and braided trimmings and novelties, in gold, silver, antique and steel varieties. Mr. Gerson is a thoroughly practical manufacturer and a valuable contributor to TEXTILES. We wish him success.

WITH ATLANTIC DYESTUFF CO.

C. S. Fuller, of Manchester, N. H., has joined the sales force of the Atlantic Dyestuff Company, and will visit the textile mills located in the Northern New England territory. Mr. Fuller is a graduate of Bowdoin College, and has for many years been connected with the Amoskeag Manufacturing Company. He will make his headquarters at the Boston Office of the Atlantic Company, continuing his residence in Manchester.

BRITISH DYESTUFFS.

A Central Importing Agency has been formed for controlling imports of dyestuffs into the United Kingdom. Except in the case of German dyes, the Agency will now undertake purchases of dyestuffs abroad on behalf of consumers, but when it is desired to make purchases direct or through recognized merchants goods will merely require to be consigned to the Agency or the account of a particular consignee and the shipping documents made out accordingly.

BUSINESS LITERATURE.

Bobbins, Spools, Skewers: The David Brown Co., Lawrence, Mass.

A finely illustrated and most interesting catalogue of bobbins, spools, skewers. The illustrations show a speeder bobbin with metal shield top and bottom, 6" to 12" traverse; a speeder bobbin, which is enameled any color; a slubber bobbin, with steel ring top and bottom, and suited to any frame; a speeder bobbin with a special head, also warp, filling, twist-er and automatic loom bobbins of various kinds. There are also illustrations of cap spinning, cotton braider, and duck filling bobbins. A large cone knitting bobbin, a variety of spools, a special worsted cone, a bottle type knitting bobbin, winder rolls, shuttles, etc., are also illustrated.

Loom Picker. R. G. Pierpont, Latchford, Warrington, Eng. An improved picker called the "Vespa," in which a cushioning medium, consisting of a pad of chrome leather, is introduced to soften the impact between the picker and shuttle. The claims are greater durability of the picker and reduction of filling waste.

1872

1919

CHEMICALS, DYESTUFFS COLORS, GUMS, OILS

FOR THE TEXTILE INDUSTRY

HEADQUARTERS FOR

ACID, BASIC, DIRECT, CHROME, and SULPHUR
COLORS; "CIBA" and "CIBANONE" FAST VAT DYES

A. KLIPSTEIN & COMPANY

644-652 Greenwich Street
NEW YORK CITY

JACQUES WOLF & COMPANY

MANUFACTURING CHEMISTS AND IMPORTERS

ALL SULPHONATED CASTOR OILS

FINISHING PRODUCTS

For Cotton, Wool and Silk.

BENSAPOL

For Scouring Wool.

BLEACHING OIL

Special Product for Bleacheries.

BOIL-OFF OIL

For Degumming Silk.

GUMS

Arabic, Karaya, Tragacanth, Textile.

Main Office and Works

PASSAIC, N. J.



New York Office

100 WILLIAM STREET

MORDANTS & CHROME COLORS

For Fabric Printing.

HYDROSULPHITES

(for all purposes)

Stripping, Discharge Printing, Vat

Colors and Indigo Discharge.

ALIZARINE YELLOWS

FAST GREEN PASTE

CHROME BLACK

MONOPOLE OIL

U. S. Pat. 861397 Serial 367303.

WESTERN REPRESENTATIVES

UNITED INDIGO & CHEMICAL COMPANY, Ltd., 218 West Kinzie Street, Chicago, Illinois.

PROVIDENCE DYE WORKS

PROVIDENCE, RHODE ISLAND

*Dyers of Cotton Yarn
in skeins*

Yarns Wound
on Cones and
Tubes

Our Customers
Recommend Us to
Their Friends



SERVICE

We have installed dye-testing and matching laboratories at our Works, in New York, and Charlotte; the color-consuming industries are invited to avail themselves of the services of these without obligation.

Our Warehouses at our Works, in New York, Philadelphia, and the South enable us to give service commensurate with our customers' needs.

ATLANTIC DYESTUFF COMPANY

WORKS
BURRAGE, MASS.

SALES OFFICES

Philadelphia	Boston	New York
1530 Real Est. Tr. Bldg.	88 Ames Bldg.	230 W. Thirteenth St.
Charlotte	Providence	
706 Com. Nat. Bank Bldg.	334 Westminster St.	

Newport Dyestuffs

Made in the U. S. A. Immediately Available

We shall be glad to welcome you at the
Fifth National Exposition of Chemical Industries
Chicago—week of September 22nd, 1919

Able selling force with offices geographically located.



An efficient industrial and technical organization.

Trade Mark

Every manufacturing step from coal to dyestuff being performed by us

We manufacture an extensive line of colors, covering the entire textile field.

Uniform deliveries made possible by testing and standardizing every individual lot before shipment.

With no obligation on your part, our laboratories will match your samples and assist you in your dyeing problems.

NEWPORT CHEMICAL WORKS

INCORPORATED


PASSAIC, NEW JERSEY

Works: Carrollville, Wis.; Passaic, N. J.
General Offices: First National Bank Building, Milwaukee, Wis.
BRANCH SALES OFFICES
Boston, Mass. Philadelphia, Pa. Greensboro, N. C. Chicago, Ill.

THE JENKS BUBBLER.

The H. F. Jenks Co., an old and reliable Pawtucket, R. I., concern, has lately perfected and placed on the market what is called "the Jenks Bubbler," which enables manufacturers to have an absolutely sanitary drinking system for employees at a minimum of cost.

The accompanying illustration shows how the bubbler is attached and used, in connection with sinks. A peculiarity of the bubbler is that squirting is done away with and there are no springs or anything else to get out of



SHOWING HOW JENKS' BUBBLER IS USED.

order. The flow of water is regulated as desired. The bubblers are made in bronze and nickel-plate.

The bubblers are carried in stock by large numbers of plumbing houses and they may be ordered through them or direct from the H. F. Jenks Co.

The same bubbler is used on a variety of drinking fountains, also made by the same company, which is pleased to send illustrated circulars on request.

The H. F. Jenks Co. has made a specialty of drinking fountains for a great many years, and thousands of school houses, public buildings, hospitals, etc., are equipped with its apparatus. Inquiries simply addressed to the company at Pawtucket, R. I., will receive prompt attention.

MR. DUFFY'S LIBERALITY.

George E. Duffy, president of the George E. Duffy Manufacturing Co., Worcester, Mass., has presented Dartmouth College with \$5,000, to be used for scholarships. Boys in Franklin, N. H., Mr. Duffy's native town, and Worcester, in which city Mr. Duffy has long been a prominent and successful business man, are to receive the scholarships.

U. S. HOFFMAN CO.

The United States Hoffman Machinery Co., Syracuse, N. Y., has awarded contracts for a new concrete and steel building, with 15,000 square feet of floor space, also for a separate power house. These additions are made necessary by the growth of the business.

I. LEVINSTEIN & CO.

I. Levinstein & Co., Inc., well-known in the dyestuff trade, have moved to attractive and commodious quarters at 287 Franklin St., corner of Batterymarch St., Boston.

The work of rebuilding the B. B. & R. Knight cotton mill at River Point, R. I., which was destroyed by fire a few months ago, is progressing.

BOGER & CRAWFORD.

Boger & Crawford, well-known spinners, bleachers, mercerizers of Philadelphia, have purchased a ten-acre plot of ground on Tioga Street, where they will soon erect a fine new plant, to consist of several steel and concrete buildings and a large power plant. The growth of this company has been phenomenal, they having begun business in a very small way only 11 years ago.

CHARLES MORNINGSTAR & CO.

Charles Morningstar & Co., Inc., well-known manufacturers of starch and sizing products, have removed their offices in New York City, to fine quarters at 349 Broadway.

JOHN CAMPBELL & CO.

John Campbell & Co., dyestuff manufacturers, 75 Hudson Street, New York, have lately opened a Boston branch at 33 India Street, opposite the Boston Chamber of Commerce. The office is in charge of Edward G. Quinn. A laboratory is to be maintained in connection with the Boston office.

WOOLEN AND WORSTED.

The Shirley Mills, manufacturers of reworked wool, with plant at Shirley and offices in Chelsea, Mass., are making extensive improvements.

Gumbinsky Brothers, of Chicago, Ill., have purchased a building and will equip it with machinery for the manufacture of woollens for men's wear.

The International Worsted Mills, of Methuen, Mass., have just completed their new weave shed, in which they will house sixty-four looms.

The Brickner Woolen Mills Co., Sheboygan Falls, Wis., are erecting an addition to their plant.

The Kinney Worsted Yarn Co., of Pittsfield, Mass., are constructing an addition to their plant.

The French Worsted Company, the Philmont Worsted Company and the Cumberland Worsted Mills are planning additions to their Woonsocket plants.

The La Porte (Ind.) Woolen Mills have let contracts for several considerable additions to the plant. There will also be a considerable addition to the picker house, practically doubling the present capacity.

A. Marshall, formerly with the Blackstone Woolen Mills at Chepachet, has become general manager of the U. S. A. Woolen Mill, spinning, weaving and finishing, Providence, R. I.

The Cranston Worsted Mill of Bristol, R. I., has recently installed machinery on the two upper floors of the Namquitt Mill.

The Huntington Manufacturing Co., of Westfield, Mass., have begun erecting an addition to their mill.

The James J. Reagan Manufacturing Co., Rockville, Ct., manufacturers of woollen goods, have commenced work on a three-story stone and wood story factory building, to be used for carding and spinning wool yarn.

The Uxbridge (Mass.) Worsted Co., manufacturers of worsted goods, have purchased the plant of the Brighton Worsted Co., North Uxbridge, Mass.

The Goodall Worsted Co., of Sanford, Me., will in the near future erect an addition to their plant.

The Rhode Island Worsted Co., of Stafford Springs, Ct., have begun the construction of a new weave shed, which will increase the weaving capacity 50 looms. The building will be erected in the rear of the present weave shed of the company. Other machines used in the manufacture of cloth will be installed by the company later.

The Bellingham (Mass.) Woolen Co. has had plans prepared for the erection a brick building and mill construction storehouse.

The American Metal & Waste Co., of Bessemer City, N. C., will in the near future erect a cotton waste mill and a warehouse.

BLEACHERS!

Do you know how to bleach with Peroxide?

You are valuable in proportion to what you know.

We are ready to teach you Peroxide bleaching without expense, also improving your boiling and finishing.

The more you ask us the better we like it. Be ready for the call for "better bleached goods", which is sure to come from your agents.


THE ROESSLER & HASSLACHER CHEMICAL CO.
New York

**S. R. DAVID & COMPANY, Inc.
DYESTUFFS, CHEMICALS, Etc.**

Telephone Main 1684

100 PURCHASE ST. - - - BOSTON, MASS.
Well equipped Laboratory for matching and testing

MERION WORSTED MILLS



SELL DIRECT

**Fine French-Spun Worsted
and Worsted Merino Yarns**

* WHITE NATURAL AND FANCY MIXES IN SINGLE AND PLY FOR KNITTING AND WEAVING Mill and Office WEST CONSHOHOCKEN, PA.

SPUN SILK YARNS

MADE ESPECIALLY FOR KNITTING AND HOSIERY

In the Grey or Dyed on Cones as Wanted.

American Silk Spinning Co., Providence, R. I.

WE ARE OFFERING AN

ARTIFICIAL SILK YARN

ADAPTED TO THE KNIT GOODS TRADE

ALSO REAL SILK

SAMPLES AND QUOTATIONS ON APPLICATION

MINDLIN & ROSENMAN

105-107 EAST 29th STREET, NEW YORK

OIL IN PLACE OF COAL.

The power boilers of the French River Textile Manufacturing Co., at Mechanicsville, Conn., are being equipped to burn oil rather than coal. The oil is to be sprayed under the boilers in much the same way as oil is used in some American naval vessels. Manufacturers in Eastern Connecticut are watching the change with much interest and there is to be a trial of the fuel very soon. It is claimed that a large saving will be effected, one report putting it as high as a saving of 400 tons of coal per month.

TEXTILES IN THE PEACE TREATY.

The full text of the Peace Treaty is such a portentous document that few appear to have observed that certain clauses relate to wool textiles, and it will doubtless be noted with interest what they declare. Under the heading "Economic Clauses," Article 268 states:—"Further during the period above mentioned (five years from the coming into force of the Treaty) the German Government shall allow the free export from Germany and the free re-importation into Germany, exempt from all customs duties and other charges (including internal charges), of yarns, tissues, and other textile materials, or textile products of any kind and in any condition, sent from Germany into the territories of Alsace or Lorraine, to be subjected to any finishing process, such as bleaching, dyeing, printing, mercerization, gassing, twisting, or dressing."

In the next Article, 269, there is a reference to wool. It

states: "During the first six months after the coming into force of the present Treaty the duties imposed by Germany on imports from Allied and Associated States shall not be higher than the most favorable duties which were applied to imports into Germany on July 31, 1914. During a further period of thirty months after the expiration of the first six months this provision shall continue to be applied exclusively with regard to products which, being comprised in Section A of the First Category of the German Customs Tariff of December 25, 1902, enjoyed at the above-mentioned date (July 31, 1914) rates conventionalized by treaties with the Allied and Associated Powers, with the addition of all kinds of wine and vegetable oils, of artificial silk, and of washed or scoured wool, whether or not they were the subject of special conventions before July 31, 1914."—*Textile Mercury*.

ASBESTOS IN SOUTH AFRICA.

Since the outbreak of the war greater interest has been shown in the mining of asbestos in South Africa than ever before. Both blue and white asbestos is obtained in varying quantities, and it is believed that supplies are available for many years. Previous to the war Germany took most of the asbestos shipped from the Union. England and the United States are now taking the output of the partially developed fields, as well as that of newly opened areas. Small shipments are also being made to Japan. Shipments of asbestos mined in the Lydenburg (Transvaal) district have been made to America to extent of freight space available. Although reported to be unequal in quality to deposits in other districts, the Lydenburg fiber is of great length, in some cases reaching 18 inches, and mining conditions are exceptionally favorable, thus ensuring a large output at small working cost.—*Textile Mercury*.



Established 1868

UNDERWEAR MANUFACTURERS!

Why not grind your napper rolls on a

ROY GRINDER

and treble the life of your Clothing?

WRITE FOR BULLETIN

B. S. ROY & SON CO. - Worcester, Mass.

CLIFT & GOODRICH

328-330 Broadway

Established 1891

New York, U. S. A.

Sales Agent

KNIT UNDERWEAR—SWEATER COATS

WE are exclusive selling agents for FIFTY-TWO MILLS producing all grades of underwear in all weights and in all fabrics for all climates in every part of the world.

Our lines consist of—

Flat and ribbed wool and flat and ribbed cotton underwear in shirts, drawers, vests, pants and union suits for men, women and children.

There is no requirement in popular priced underwear that we cannot supply to the wholesale and export trade.

Our line of popular priced Sweater Coats is also complete for all demands.

KNIT UNDERWEAR—SWEATER COATS

SILK.

The Viscose Co. Roanoke, Va., will soon produce artificial silk manufactured from wood pulp on a larger scale. Plans for additional facilities include the erection of a one-story building.

The Rhode Island Silk Co., of New London, Ct., will in the near future erect a large factory.

It is announced that the Plymouth Silk Co., a broad silk concern, is to erect a plant at Taylor, Pa., which will contain 10,000 square feet of floor space.

A new silk mill is being erected for Thomas W. Bentley at Boyd and Gravity streets, Pittston, Pa.

The Athena Silk Co., of Honesdale, Pa., will install in a building which they are remodelling here 400 spindles and 40 to 60 looms. Broad silks will be manufactured.

The Jerico Silk Mill of Eaton, Pa., has purchased a building in which it will install a throwing plant and spinning machines.

The Hewesco Silk Co., of Shamokin, Pa., has been awarded a contract for the erection of a two-story building.



Bradford
OLIVE FIG
"Promotes Lustre"
PROVIDENCE, R. I.

*Specializing in Silk Soaps
also High Grade Fulling and
Scouring Soaps*

SAVES SOAP



SOAPALITE
THE MINERAL SOAP

SAMPLE FREE

**The Electric Smelting
& Aluminum Co.**
LOCKPORT, N. Y.

Books for the Textile Industries

Any of these books sent postpaid on receipt of price

Address TEXTILES, 79 Milk St., Boston, Mass.

GENERAL SUBJECTS



Textiles

By Paul H. Nystrom. Gives an account of textile materials and the processes of manufacturing, including sources of raw materials, methods of distribution, tests for quality and construction, etc. Written for merchants handling textile products, schools and consumers of textiles generally. An unusually reliable work which will be found not only useful to those for whom it is specially written, but a valuable addition to the mill man's library. 335 pages, 5x7½; illustrated; cloth. Price\$2.00

Textile Design

By Fenwick Umpleby. A very instructive work, covering plain, double and three-ply cloths, pile fabrics and Jacquard designs. Includes a chapter on cost finding for a cotton mill. 350 pages; 400 designs and illustrations; half leather. Price\$2.25

Textile Mechanics

By W. S. Taggart. Explains in plain language and with the aid of excellent illustrations the mechanics of the various processes of the textile industry. It is intended as a preliminary course for students and is an excellent handbook for mill men, including managers, superintendents, overseers and mechanics. 117 pages, 5x8¼; 162 illustrations; cloth. Price\$1.25

Method of Determining Costs

By H. W. Nichols. Explains clearly a cost system for a cotton mill. Illustrated by an application of the method to a mill running on different styles of goods. 115 pages; cloth. Price\$5.00

Sizing Yarn

By H. Nisbet. A reliable book on a subject concerning which there is great need of information among mill men. Proper sizing of yarn means increased production, reduced cost, improved quality of goods and ability to get the best results from the lowest grade of cotton. Covers sizing ingredients, size mixing and boiling, recipes and useful formulas. 71 pages, 4½x7; illustrated. Price\$1.50



Textile Design

By Thomas Woodhouse and Thomas Milne. A very complete treatise on textile design. Nearly every important type of textile fabric is described and illustrated. Covers single, double, three and more ply cloths, damasks, pile fabrics, carpets, Turkish towelings, lenos, lappet and swivel fabrics. 509 pages, 4½x7; 307 illustrations embodying over 1400 designs; cloth. Price\$4.50

Soaps and Oils

By G. H. Hurst and W. H. Simmons. The textile manufacturer finds in this book the information he needs about soaps and oils. Treats of the preparation, qualities and analysis of these materials. New edition carefully revised and enlarged. 188 pages; 11 illustrations; cloth. Price\$4.25

Silk Throwing and Waste Silk Spinning

By H. Rayner. Gives an account of silk throwing and the manufacture of yarn from waste silk. A useful book for the mill manager, overseer, student or user of silk yarn. 158 pages; 117 illustrations; cloth. Price\$2.50



Design and Color

By W. Watson. Deals with textile design and color as related to single fabrics. Covers in great detail weave construction, color effects, weave and color combinations, the jacquard machine and jacquard fabrics. A handbook for the weaver, designer and student. An introduction to "Advanced Textile Design" by the same author. 349 pages, 4½x7¼; 413 illustrations; cloth. Price\$2.75

Ramie (Rhea),

By H. A. Carter. Gives much valuable information on the ramie fiber and its manufacture into goods. Written for the manufacturer, merchant and planter. 140 pages; illustrated. Price\$3.00



Textiles

By Mary S. Woolman and Ellen B. McGowan. Written for the general student and consumer. Treats of the materials and processes of manufacturing, laundering of textile fabrics, hygiene of clothing and economy in purchasing and wearing clothes, including budgets for persons in different occupations and stations. 415 pages, 4½x7½; 136 illustrations; cloth. Price\$2.00

*We sell all books on textile subjects
which are not out of print. Write for
Catalog.*

EMPLOYMENT DEPARTMENT

WHERE EMPLOYERS AND EMPLOYEES MEET

SITUATIONS WANTED

Carder. 35 years' experience in carding and spinning. Age 50. Married. Address Box 268, TEXTILES, 79 Milk St., Boston, Mass.

Superintendent of Cotton Mill. Twenty-four years' experience. Ducks, drills, sheeting. Age 36. Married. Address 281, TEXTILES, 79 Milk St., Boston, Mass.

Overseer of Carding. Twelve years' experience. Sheeting, duck and drills. Age 36. Married. Address Box 283, TEXTILES, 79 Milk St., Boston, Mass.

Superintendent of Cotton Mill. 30 years' experience in mill work. Ducking, colored, dobbie or Jacquard. Age 50. Married. Address Box 265, TEXTILES, 79 Milk St., Boston, Mass.

Overseer of Carding. 15 years' experience. Coarse, medium or fine combed yarns. Age 32. Married. Address Box 264, TEXTILES, 79 Milk St., Boston, Mass.

Cotton Mill Superintendent. 12 years' experience. White or colored. Age 37. Married. Address Box 245, TEXTILES, 79 Milk St., Boston, Mass.

Overseer of Weaving. 2 years' experience. 2 to 6 harness. Age 29. Married. Address Box 285, TEXTILES, 79 Milk St., Boston, Mass.

Cotton Mill Superintendent. 20 years' experience. Sheeting, drills and duck. Married. Age 45. Address Box 286, TEXTILES, 79 Milk St., Boston, Mass.

Carder and Spinner. 30 years' experience. Age 42. Married. Address Box 287, TEXTILES, 79 Milk St., Boston, Mass.

Carder. 10 years' experience. Plain cotton goods. Age 32. Married. Address Box 288, TEXTILES, 78 Milk St., Boston, Mass.

Overseer of Carding and Spinning or Superintendent of Yarn Mill. 14 years' experience as overseer of carding and spinning, warping and winding, twisting and spooling. Warping and filling soft and hard yarns, long and short staple. Age 39. Married. Address Box 272, TEXTILES, 79 Milk St., Boston, Mass.

Superintendent or Dyer on All Kinds of Cotton Dyes. 35 years' experience. Age 45. Married. Address Box 270, TEXTILES, 79 Milk St., Boston, Mass.

Cotton Mill Superintendent. 30 years' experience. Cotton, Drills, Sheeting and Sateen. Age 42. Married. Address Box 230, TEXTILES, 79 Milk St., Boston, Mass.

Cotton Spinning Overseer. Eight years' experience as grinder and second hand, 4 years as overseer. White and colored from 8s to 60s. Age 37. Married. Address Box 205, TEXTILES, 79 Milk St., Boston, Mass.

Cotton Carder. Fourteen years' experience. White and colored yarns up to 40s. Age 39. Married. Address Box 212, TEXTILES, 79 Milk St., Boston, Mass.

Overseer of Carding. Four years' experience. Gingham. Age 35. Married. Address Box 210, TEXTILES, 79 Milk St., Boston, Mass.

Overseer of Weaving. 6 years' experience. Automatic, fancy and plain looms. Fine lawn, umbrella, tickings, lenos, cottonade, flannelettes and denim. Age 45. Married. Address Box 297, "Textiles," 79 Milk St., Boston, Mass.

Overseer of Weaving. 22 years' experience. Plain and check work. Age 42. Married. Address Box 247, TEXTILES, 79 Milk St., Boston, Mass.

Superintendent. 32 years' experience as overseer of carding and 12 years' experience as superintendent. Plain weaves. Age 50. Married. Address Box 248, TEXTILES, 79 Milk St., Boston, Mass.

Hosiery Mill Superintendent or Hosiery Finisher. 26 years' experience on all kinds of goods except full fashioned work. Would accept a good position as boss finisher or general foreman. Age 44. Married. Address Box 233, TEXTILES, 79 Milk St., Boston, Mass.

Overseer of Card Room. 7 years' experience. Coarse yarns from No. 5 to 20. Age 34. Married. Address Box 255, TEXTILES, 79 Milk St., Boston, Mass.

Overseer of Weaving. 6 years' experience. Plain and fancy. Age 33. Married. Address Box 254, TEXTILES, 79 Milk St., Boston, Mass.

Overseer of Carding. 25 years' experience. Age 48. Widower. Address Box 300, TEXTILES, 79 Milk St., Boston, Mass.

Cotton Yarn Mill Overseer. Thirty years' experience. Two, three and four-ply yarns (30s to 90s). Age 50. Married. Address Box 214, TEXTILES, 79 Milk St., Boston, Mass.

Cotton Mill Superintendent. 20 years' experience. White and colored gingham and denims. Age 42. Married. Address Box 203, TEXTILES, 79 Milk St., Boston, Mass.

Woolen Mill Superintendent. 35 years' experience on all grades of woollens, 3 quarter and 6 quarter. Cassimere melton uniform goods. Age 50. Married. Address Box 227, TEXTILES, 79 Milk St., Boston, Mass.

Cotton Mill Superintendent. Twenty years' experience. Hosiery and knitting yarn 4s to 60s. Age 42. Married. Address Box 201, TEXTILES, 79 Milk St., Boston, Mass.

Bleacher. 6 years' experience. Knit underwear. Age 25. Married. Address Box 269, 79 Milk St., Boston, Mass.

Hosiery Mill Superintendent. Five years' experience. Age 26. Married. Address Box 211, TEXTILES, 79 Milk St., Boston, Mass.

Overseer of Weaving. 18 years' experience in weave room and 8 years as overseer. Checks, chambray and bedspreads. Age 36. Married. Address Box 294, TEXTILES, 79 Milk St., Boston, Mass.

Boss Knitter. Ten years' experience; knit underwear; age 33; married. Address Box 289, TEXTILES, 79 Milk St., Boston, Mass.


Hosiery Mill Superintendent. Eighteen years' experience; fine yarns; age 40; married. Address Box 290, TEXTILES, 79 Milk St., Boston, Mass.

Superintendent. Fifteen years' experience; any class of goods; age 46; married. Address Box 291, TEXTILES, 79 Milk St., Boston, Mass.

Superintendent of Cotton Mill. 9 years' experience overseer of carding, 18 years in mill. Hosiery and tire yarns, also weaving yarns. Age 36. Married. Address Box 295, TEXTILES, 79 Milk St., Boston, Mass.

Overseer or Fixer. Non-elastic narrow fabric looms. 12 years' experience. Address Box 256 TEXTILES, 79 Milk St., Boston, Mass.

Overseer of Spinning, Winding, Twisting and Spooling. 3 years, experience as second hand; 4 years as overseer; any class of goods. Age 27. Married. Address Box 305, TEXTILES, 79 Milk St., Boston, Mass.



HARRY C. WERNICK COTTON, WOOLEN and WORSTED YARNS


We specialize in these yarns
FOR IMMEDIATE DELIVERY

Wire or phone your wants at our expense

Philadelphia, Pa.

248 CHESTNUT STREET

Both Phones



Established 1870

Incorporated 1890

The Warren Soap Manufacturing Company

77 Summer Street Boston, Mass.

National Silk Dyeing Company

Main Office, Citizens' Trust Co. Building,
Paterson, N. J.

New York Salesroom, 60 University Place.

Telephone 1551 Stuyvesant

SKEIN SILK DYEING

Of every description for all branches of
textile manufacture

Hosiery Dye A Specialty


WORKS:

Paterson, N. J.

Allentown, Pa.

Dundee Lake, N. J.

Williamsport, Pa.



A Big Problem Solved

EVERY manufacturer of woolen and worsted yarn or fabric will find the new book "COST FINDING IN WOOLEN AND WORSTED MILLS" by Samuel S. Dale, invaluable.

A complete work on this subject, but easy to understand.

Write for particulars.

"TEXTILES"

79 MILK STREET, BOSTON, MASS.

FOR GREATER PRODUCTION AND LOWER COST

USE THE

PAYNE WINDER

Over 2,500 in Successful Operation in Progressive Hosiery and Underwear Mills


IMPROVED UPRIGHT SPOOLERS

To Spool from Cop, Skein or Bobbin. Doubling Spoolers for doubling 2, 3 or more ends into one. Upright Quillers, Quill from Cop, Skein or Bobbin.

Ring Dresser, Spooler and Reel Spindles, Cop Skewers, Warp, Spool, Spooler Guides, Bolsters, and Stops Made and Repaired at Short Notice.

GEO. W. PAYNE CO. 102 BROAD STREET PAWTUCKET, R.I.

Established 1865—Incorporated 1903.



DELAHUNTY DYEING MACHINE CO.

ESTABLISHED 1880

Manufacturers of Textile and Mining Machinery

Revolving Cylinder Raw Stock Dyeing and Bleaching Machines
 Revolving Cylinder Hosiery Dyeing and Bleaching Machines
 Hosiery, Oxidizing, and Tom Tom Machines
 Circulating Type Raw Stock Dyeing and Bleaching Machines
 Circulating Type Beam Dyeing Machines for Dyeing
 Cotton Warp on Beams, 1 to 12 Beams in One Operation

SPECIAL MACHINES FOR ANILINE, SULPHUR, INDIGO, AND OTHER VAT COLORS

OFFICE AND WORKS, PITTSTON, PA., U. S. A.

WILDT & CO., Limited,

The Boulevard, Leicester, England

KNITTING MACHINE BUILDERS AND EXPORTERS

Please write for catalogues

We are also open to negotiate for the import of American Underwear Machinery for the European market.

THE NEW BEDFORD TEXTILE SCHOOL

The New Bedford Textile School is now a cotton textile institute of the Commonwealth of Massachusetts. It is located in New Bedford, Mass., an attractive residential city situated on Buzzards Bay, and the largest producer of fine yarns and fancy woven fabrics in this country.

Diplomas are granted for completion of three years' study and practice in any one of the following courses: Cotton Manufacturing, Textile Designing, Carding and Spinning, Textile Chemistry (Dyeing and Finishing), Seamless Hosiery Knitting, and Latch Needle Underwear Knitting. Mechanical drawing, machine shop practice, steam, electrical and textile engineering given in connection with the above courses. Special shorter courses may be arranged for.

Tuition free to residents of Massachusetts

Illustrated catalogue supplied free on application.

WILLIAM E. HATCH, A.M., *President.*

LOWELL TEXTILE SCHOOL

Four-year degree courses in

CHEMISTRY AND TEXTILE COLORING — TEXTILE ENGINEERING

Degrees of B. T. C. (Bachelor of Textile Chemistry) and B. T. E. (Bachelor of Textile Engineering) offered for completion of prescribed four-year courses.

Three-year diploma courses in

COTTON MANUFACTURING

WOOL MANUFACTURING

TEXTILE DESIGNING

Scientific and practical training in all processes of textile manufacture, including all commercial fibres.

Certified graduates of High Schools and Academies admitted without examination. For catalogue address

CHARLES H. EAMES, S. B., *President, LOWELL, MASSACHUSETTS*

THE FRANKLIN MACHINE COMPANY

Providence, Rhode Island

OPERATING

FRANKLIN FOUNDRY & MACHINE SHOPS Telephone Union 963
 HARRIS CORLISS ENGINE PLANT " " 1857

ENGINEERS

FOUNDERS

MACHINISTS

Manufacturers of Harris Corliss Engines—Brown Valve Gear applied to all makes of Corliss Engines, Reborning Cylinders, Overhauling and Repairs on all kinds of Engines and Machinery—Shafting, Pulleys, Bearings, Couplings, Hangers, etc. Silk Spinning Machinery, French Worsted Drawing Frames (Frotteurs), Iron Castings and General Mill Repairs, Ball Winding Machines, Shoe Lace Tipping Machines, Cotton Bat Heads, Yarn Dressers, Special Machinery for Textile Work.

KNITTING.

The Lehman-Williams Knitting Co., Peoria, Ill., has had plans prepared for the construction of a four-story and basement knitting mill, in order to provide for increased capacity.

Taubel Brothers, Cedar and Huntington streets, Philadelphia, Pa., manufacturers of seamless hosiery, will soon erect an addition to their plant.

An additional building has been purchased by the Sunshine Hosiery Company, Murfreesboro, Tenn., which will install machinery to double capacity.

The Sellers' Hosiery Mills, of Burlington, N. C., will erect a plant to replace its plant recently burned.

The West Branch Knitting Co., of Milton Pa., will install forty-five knitting machines when the addition to their plant is completed. They will manufacture women's hosiery.

The Rensselaer & Valatie (N. Y.) Mills have just completed the installation of new equipment.

The Rogers Hosiery Company, of Philadelphia, Pa., has recently installed 125 spring needle knitting machines for manufacturing fine gauge hosiery for women.

F. M. Boyd, of Johnston, S. C., is planning to build a hosiery knitting mill.

COTTON.

The Roxboro (N. C.) Cotton Mills will soon erect a mill construction addition and 30 cottages. The mill will have 10,000 spindles, with electric power drive.

The Georgia Cotton Co., of Macon, Ga., will soon begin operations in their new mill which has just been completed. The concern has installed 7400 spindles and 160 looms.

C. E. Webb and J. E. Serrine, of Greenville, S. C., have purchased the Pelham Mill, a yarn mill of 10,000 spindles.

The Globe Thread Co., of Long Island City, N. Y., will in the near future erect a new building.

The Nightingale-Morse Mills, Inc., of Putnam, Ct., has awarded the contract for the erection of a new hydro-electric power house.

The Opelika (Ala.) Cotton Mills are contemplating doubling their capacity.

The Elk Cotton Mills, of Dalton, Ga., will erect an addition to their plant to furnish room for 2,200 additional spindles.

C. E. Neissler of the Pauline Mills, Kings Mountain, N. C., is planning to erect another cotton factory.

The Shelby (N. C.) Cotton Mills will erect an addition to their plant. This is to be two stories high, to accommodate 5,000 additional spindles, eighty looms and some additional carding machinery. Work is to start at an early date.

MILL NOTES.

The Providence (R. I.) Dyeing, Bleaching and Calendering Co. are erecting an addition to their plant on Valley street.

The Hemphill Co., 131 Clay street, Central Falls, R. I., are erecting additions to their machine shop.

WOOLEN AND WORSTED.

The Strathmore Worsted Company of Concord Junction, Mass., will in the near future open a branch plant which will run on two shifts, night and day, and employ forty to fifty operatives.

Thomas S. Pursel, Jr., and Dr. F. A. Wolf are to start a mill for the manufacture of woolen blankets and covers. Ten looms will be installed.

The Barnard Worsted Co. of Woonsocket, R. I., will in the near future erect a dyehouse and a boiler house on the rear end of the property on South Main Street recently acquired from the H. T. Wales Company.

Frank E. Fitzpatrick, wool specialist for the United States Department of Agriculture, is returning to the commercial wool business. He has just completed the selection and assembling of a comprehensive collection of wool samples composed of all the various kinds of wool produced in the United States and foreign countries, and shows the various grades, characteristics and conditions of raw wool.

The Bell Company, manufacturer of fancy worsteds, Worcester, Mass., has nearly doubled its space and will increase its force of operatives. Part of its new space is to be used for a twisting department. New English twisting machines have been installed. The old twisting plant in the Riverside Mills has been abandoned.

The Huntington (Mass.) Manufacturing Co., manufacturers of fine fancy worsteds, is proceeding with its plans for expansion.

The Star Worsted Co., 42 West Street, Fitchburg, Mass., will in the near future erect a storehouse on Sheldon Street.

PERSONALS.

Joseph Castleberry, formerly of the Manchester Cotton Mills, Macon, Ga., has accepted the position of overseer of carding at the Georgia Cotton Mill, No. 2.

L. A. King, formerly at the Erlanger Cotton Mill, Lexington, N. C., has been appointed overseer at the Monroe (Ga.) Cotton Mills.

R. H. Dallas, formerly at the Harmony Grove Mills, Commerce, Ga., has become overseer of spinning, twisting, winding and spooling for L. H. Gilmer Co., Millen, Ga.

B. W. Koontz has recently accepted the position of superintendent of the Bedspread Mill of the Carolina Cotton & Woolen Mills, Leaksville, N. C.

Jay Seelye, formerly boss knitter at the Eaton Rapids (Mich.) Woolen Mills, has accepted the position of assistant superintendent of the Reed City (Mich.) Woolen Mills.

O. J. Mooney is moving the New Way Knitting Co. from Williamston, Mich., to Ypsilanti. He is installing 100 additional new knitting machines. The product will be high-grade ladies' hosiery.

C. H. Tappin has taken the position of overseer of the weaving department at the Tilton (N. H.) Mills.

George W. Bieber, formerly of Springfield, Mass., has accepted the position of overseer of weaving at the North Adams (Mass.) Manufacturing Co.

MILL ADDITIONS AND EXTENTIONS.

In numerous textile mill districts additions to plants are being planned in spite of the very high cost of building. Various New Bedford and North Adams mills are planning additions and the Stark Mills, Manchester, N. H., are to erect a large six-story warehouse at a reported cost of \$200,000.

A report from Putnam, Ct., is that the Manhasset Manufacturing Co., tire cloth manufacturers, will build a large addition to its weaving plant.

The Cyril Johnson Woolen Co., of Stafford Springs, Conn., has started work on a two-story brick mill building, 100 by 240 feet, thus allowing much greater facilities.

These are but a portion of the additions and improvements planned by Northern mills, while in the South there are many plans for new mills and additions and numerous new mill companies have been formed.

Gastonia, N. C., proposes to have a new \$900,000 mill, according to reports.

The Pauline Mills, Kings Mountain, N. C., are to build an addition to be equipped with 5,000 spindles and 100 looms, the machinery orders having already been placed. Other late reports of additions and expansions are:

Anderson Cotton Mills, Anderson, S. C., to add 320 looms and cotton picking machinery.

Vanity Fair Silk Mills, formerly the Schuylkill Silk Mills, Reading, Pa., to erect a six-story addition 148 by 50 feet.

The Empire Silk Co., of Paterson, N. J., is building a new structure at its Scranton, Pa., plant, which will largely increase the capacity of the plant.

The Thatcher Spinning Co., Chattanooga, Tenn., will add 9,000 spindles in a new structure soon to be built.

The William H. Kilgour Silk Co., Scranton, Pa., has purchased land for erecting another plant.

The Schwarzenbach-Huber Co. will erect a one-story building 400 by 100 feet at Covington, Va., to be equipped with 200 or more silk looms.

The Cedartown Cotton & Export Co., Cedartown, Ga., will erect an addition 75 by 240 feet, to be equipped largely with twisting machinery.

The Rhode Island Textile Co., Pawtucket, R. I., is erecting a 60 by 100-foot addition which will be equipped with braiding machines.

A Client's Experience

"Your system enables us to accurately estimate the cost of new styles and is of great assistance in choosing the most profitable of several styles."—A Client.

A copy of "Where Profits Go in Textile Plants" will be mailed free upon request. Write for it today.

RALPH E. LOPER, Fall River, Mass.
Textile Production Engineer
Specialist in
Textile Cost Methods

WANTED

Buy and sell all kinds of textile pickers. Cards, woolen or worsted, garnetts, any condition. Card cylinders, frames, arches, feeds, condensers or parts of any kind used on cards. Mules, any gauge. Bobbins, spools, used belting and card clothing. Weaving, dyeing, and finishing machinery. Will pay for information as to where any of above may be for sale. Send me list.

JOHN J. HEALY
NEWTONVILLE MASS.
Rag, mixing, burr and fearnought machinery.

FOR SALE

- 1—36" Bramwell Burr Picker.
- 1—36" Goddard Burr Picker.
- 1—30" Goddard Burr Picker.
- 3—30" Dodge Shoddy Pickers.
- 2 extra cylinders for Dodge Picker.

These machines are equipped with ball bearings and in good condition.

- 1—110" American Blower Steel Plate Fan, belt driven.
- 1 lot Pulleys and Hangers.

The American Pad & Textile Co.
Greenfield, Ohio.

J. K. LAMB TEXTILE MACHINERY CO.

SECOND-HAND TEXTILE MACHINERY

For cotton, woolen and worsted
246 Chestnut St. Philadelphia, Pa.

WANTED

Spinners for night shift, forty-eight hours per week of five nights. Good price list. Write to the
OREGON CITY MFG. CO.,
Oregon City, Oregon.

WANTED

Weavers and Spinners on
Fancy Woolens
CROWN MILLS
Marcellus, New York

AUTOMATIC LOOM SHUTTLES?

Send us today sample of your Automatic Loom Shuttle and get our price and delivery.

SHAMBOW SHUTTLE COMPANY
Woonsocket, R. I.


ESTABLISHED 1870
INCORPORATED 1890

CODE ABC
5TH EDITION

CRANE

SPRING AND LATCH NEEDLE KNITTING MACHINES

Will Enable Any User To Improve His Business



Spring Needle Underwear Machine


A splendid machine for balbriggan underwear, stockingettes, eiderdowns and all kinds of fleeced fabrics.

Made in large variety of sizes with automatic take-up, etc.

New Spring Needle Rib Machine

Has new style feed, stop motion and take-up features.

Especially made to produce high grade ribbed underwear. Will make finest fabric on the market. An ideal machine with all parts handy to get at.




Improved Spring Needle Underwear Machine

New Spring Needle Rib Machine

Our late models challenge comparison. Write for further information.

CRANE MANUFACTURING CO. : LAKEPORT, N. H.



Circular Rib Knitting Machinery

For making Ribbed Underwear, Combination Suits, Cuffs, Shirt Borders, Ribbed Hosiery, Fancy Knit Goods, Etc.

CORRECT Construction, Excellence and Durability—Quality of Fabric and Production Unexcelled—Latest Improvements.

NYE & TREDICK COMPANY

718-720 Cherry Street

PHILADELPHIA - - - PA.

PERSONALS.

Walter Cox, formerly of Anniston, Ala., has accepted the position of second hand in the spinning room at the Sylvan Cotton Mill, Shelbyville, Tenn.

J. B. Harris has been promoted from overseer of spinning to assistant superintendent at the Greenwood (S. C.) Cotton Mill.

J. F. Wharton has taken the position of overseer of spinning at the Roswell (Ga.) Manufacturing Co.

S. W. McLain has accepted the position of second hand in spinning at the Thatcher Spinning Mills, Chattanooga, Tenn.

George Whitten has been appointed spinning overseer at the Osprey Mills, Porterdale, Ga.

J. H. Tucker, formerly of Schoolfield, Va., has accepted the position of overseer of slashing for the Aiken Mfg. Co., Bath, S. C.

Charles Speight has been promoted from second hand to overseer in number two weaving, Rosemary Mills, Roanoke Rapids, N. C.

C. E. Neisler, of Kings Mountain, N. C., has purchased a site upon which he will build a cotton mill.

Fred Sykes, formerly of Rockville, Ct., has been appointed designer for the Adams (Mass.) Woolen Mills, Inc.

L. S. Hall has accepted the position of superintendent of the Greylock Mills, North Pownal, Vt.

William Brown, formerly of Janesville, Wis., has accepted the position of overseer of carding for Henry Klous Inc., Lawrence, Mass.

J. H. Rahmer, formerly of Auburn, Pa., has become superintendent of the knitting department at the Sylva Knitting Co., Hamburg, Pa.

Lawrence J. Smith, formerly of Middletown, Ct., has accepted the position of overseer of spinning for the Brickner Woolen Mills, Sheboygan Falls, Wis.

F. N. Valvert has taken the position of superintendent of the Trent Valley Woolen Manufacturing Co., Campbellford, Ontario, Canada.

Harris Midwood, formerly of Waterville, Me., has been appointed overseer of finishing for the Chapel Mills Manufacturing Co. Cherry Valley, Mass.

John Briggs, formerly with Joseph Benn & Sons, Inc., Greystone, R. I., has taken the position of overseer of warp dressing and spooling for the Paton Manufacturing Co. Sherbrooke, Quebec, Canada.

William McMorrow has accepted the position of overseer of dyeing for the Regent Knitting Mills, Ltd., St. Jerome, Que., Canada.

Daniel Belliveau, formerly at Hillsboro, N. H., has taken the position of overseer of spinning for the Glen Woolen Mills Norwich, Ct.

Frank H. Talcott has been appointed overseer of finishing for the Farnsworth-Pinney Co., Central Village, Ct.

Claude Fisher, formerly superintendent of knitting at the Sylva Knitting Co., Hamburg, Pa., is now associated with the Roxford Knitting Co., Philadelphia, Pa.

Thomas W. Lawton, formerly employed with the Lawton Mills Corp., Plainfield, Ct., has accepted the position of overseer of carding for the Newmarket (N. H.) Manufacturing Co.

F. C. Wood has been promoted from spinner to superintendent of the Lockmore Cotton Mill, York, S. C.

J. R. Wood of Clinton, S. C., has been appointed overseer of spinning at the Fulton Bag & Cotton Mills, Atlanta, Ga.

Frank Ware has been appointed overseer of spinning and winding at the Hampton (Ga.) Mills.

J. A. Wofford, formerly of Woodside Mills, Greenville, S. C., has taken the position of overseer of weaving at the Baldwin Mills, Chester, S. C.

Albert McLain has been appointed overseer of the spinning and twisting rooms of the American Mills Co., Atlanta, Ga.

J. A. Roland has been chosen president of the Everett Cotton Mills, Monroe, N. C.

B. L. Bumgardner has been appointed superintendent of the Majestic Manufacturing Co., Belmont, S. C.

J. S. Sides has been promoted to overseer of weaving by the Fidelity Mfg. Co., Charlotte, N. C.

J. H. Curtis, formerly with the Springstein Mill, Chester, S. C., has accepted the position of section hand in carding at the No. 1 Card Room, Schoolfield, Va.

the Pocahontas Cotton Mills, Petersburg, Va.

J. H. Rhodes has recently taken the position of carder at the Neconsett Mills, Cumberland, N. C.

W. A. Henderson, formerly of Fayetteville, N. C., has taken the position of general overseer of carding and spinning at the Dresden Mills, E. Lumberton, N. C.

John Byrum has taken the position of second hand in the spinning room of the Roswell (Ga.) Mills.

Henry Pappa has taken the position of assistant superintendent at the Swift Mfg. Co., Columbus, Ga.

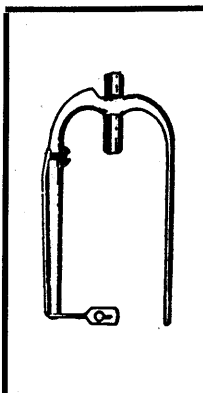
T. M. McEntire of Stanley, N. C., has become superintendent of the Kershaw (S. C.) Cotton Mills.

John Harrison has accepted the position of overseer of spooling, twisting and winding at the Perkins Hosiery Mills, Columbus, Ga.

COTTON.

The Elk Cotton Mills of Dalton, Ga., will erect an addition to their mill and install 2,200 new spindles with other addition equipment.

The Lund Textile Co., of Fisherville, Mass., manufacturer of corset cloths, are starting a new addition to be used for a weave room and winding department.




FOR SALE—All Size Flyers, Practically as Good as New, Polished Inside and Out at Bargain Prices.

Southern Spindle and Flyer Co., Inc. CHARLOTTE, N. C.

Manufacturers, Overhulers and Repairers of Cotton Mill Machinery

W. H. Monty, Pres. & Treas. W. H. Hutchins, V.-Pres. & Sec't'y

TURBINE WATER WHEELS OF GUARANTEED EFFICIENCY



CYLINDER GATE, WICKET GATE, REGISTER GATE TURBINES, VERTICAL AND HORIZONTAL; SINGLE OR IN PAIRS.

ALSO, IMPULSE WATER WHEELS. FOR PRICES AND CATALOGUES, Address

DAVIS FOUNDRY & MACHINE WORKS ROME, GEORGIA

W. D. Ballard, formerly overseer of weaving, slashing and drawing-in at the Roanoke Mills, Roanoke Rapids, has been appointed superintendent of

LOMBARD Foundry, Machine, Boiler Works and Mill Supply House AUGUSTA, : : GEORGIA

Capacity, 300 Hands
Hundred Thousand Feet Floor Space
Cotton, Oil, Gin, Saw, Grist, Fertilizer, Cane, Shingle Mill Machinery Supplies and Repairs and Castings, Shafting, Pulleys, Hangers, Wood, Coal and Sawdust Grate Bars, Pumps, Pipe, Valves and Fittings, Injectors, Belt- ing, Packing Mess, etc. Cast every day. One hundred machines and good men ready to do your work quick.

E. L. & Fred Sheridan CONTRACTORS Overhauling, Spinning, Twisting and Fly Frames WINDER, GEORGIA

TEXTILES

COTTON CLOTHS.

(Reported by Louis Lowinson, cotton goods broker, 72 Leonard Street, New York.)

30/80 39" 4.00 plain cloths	27½
72/76 39 4.25 "	24
68/72 39 4.75 "	22½
64/64 38½ 5.15 "	19¼
64/60 38½ 5.35 "	18½
64/56 38½ 5.50 "	18
60/52 38½ 6.00 "	16
60/48 38½ 6.25 "	15½
64/60 27 7.60 "	12
48/48 37" 4.00 Sheetings	18
56/60 36 4.00 "	19½
48/40 36 5.50 "	14½
48/48 40 2.85 "	25
30" 3.25 Drills	23
30 3.00 "	24
37 3.50 "	23½
37 3.95 "	20½
88/80 40" 8.50 plain comb.	29
76/82 40 9.00 "	24
96/92 40 7.50 "	31
64/112 39 4.00 sateens	32
64/104 39 4.20 "	31

RAW COTTON.

Middling, July 24 35.85

COTTON YARNS

EASTERN COMBED PEELER

10s	76-78
16s	80-82
20s	83-85
30s	1.00-1.05
40s	1.25

CARDER PEELER

10s	62-64
16s	64-65
20s	70
26s	73-75
30s	71-74
40s	95-99

MERCERIZED

2/40s	1.05-1.08
2/50s	1.20-1.40
2/60s	1.28-1.30
2/70s	1.50-1.52

SOUTHERN HOSIERY FRAME

10s 59-60

A Tape Belt for Universal Winders

We have perfected a cotton tape belt for driving Universal Winders. Also one for Camless Winders. We urge all users of these machines to write us for samples. We offer this with our full indorsement because exhaustive tests have satisfied us of its real merit.

BARBER MFG. CO

Spinning Tape Specialists,
LOWELL, MASS.

DANA WARP MILLS

Westbrook, Me.
Cotton Yarns and Warps
WHITE and COLORED

HOSIERY BOARDS

QUALITY AND SERVICE
JOS. T. PEARSON
1825 E. Boston Ave., Philadelphia, Pa.

14s	61
20s	63-66
24s	65-67
30s	70
2/20s	41-43
2/10s	45-46

WARPS

2/10s	60
2/20s	72-75
2/24s	76-78
2/30s	90

DOMESTIC WOOL

Ohio and Pennsylvania Fleeces

Delaine washed	88-90
Fine unmerchantable delaine	86-87
XX	70-71
Delaine unwashed	82-85
Fine unwashed	61-62
½ blood combing	73-75
¾ blood combing	68-70
¼ blood combing	67-70
½, ¾, ¼, blood clothing	59-60
Common and braid	45-47

Southern Fleeces

Lake mediums	57-59
Georgia Mediums	58-60

Virginia, Kentucky and Similar

½ blood unwashed	75-77
¾ blood unwashed	70-72
¼ blood unwashed	67-68
Common and Braid	45-46

SCOURED BASIS

Texas

Fine 12 months	1.60
Fine 8 months	1.35-1.40
Fine fall	1.10-1.15

California

Northern	1.60
Middle County	1.40-1.50
Southern	1.30-1.35
Fall free	1.10-1.15
Fall defective	1.00-1.05

Oregon

Eastern No. 1 staple	1.68-1.72
Eastern clothing	1.40-1.45
Valley No. 1	1.55-1.58
Valley No. 2	1.22-1.25
Valley No. 3	1.03-1.05

Territory

Fine staple	1.75-1.80
½ blood combing	1.55-1.65
¾ blood combing	1.25-1.30
¼ blood combing	1.05-1.15
Common and braid	68-70
Fine clothing	1.40-1.50
Fine medium clothing	1.30-1.40

RIVERS & LEWIS

Contractors and Dealers in
Cotton Waste, Cotton Cloth, Cotton Yarns.

Cheese Cloth Remnants
New Mill Ends

118 Borden St., FALL RIVER, MASS.

Fred Sternberg & Co.

530 BROADWAY, NEW YORK

MERCERIZED } COTTON YARNS
GASSED }
HARNES TWINES

HUGHES FAWCETT

115 and 117 Franklin St., New York

Linen Weaving and Knitting Yarns

Linen Jacquard Harness Twines
And Linen Yarns and Threads for
Every Purpose

Turkey Red Yarns

Large Stock Prompt Deliveries

Pulled

AA	1.65-1.70
Extra	1.75-1.80
A supers	1.55-1.60
B supers	1.20-1.30
C supers	88-95
Fine combing	1.40-1.45
Medium combing	1.30-1.35
Coarse combing	1.00-1.05
California, finest	1.35-1.40
California, second	1.10-1.15

FOREIGN WOOL

SCOURED BASIS

Australian

Classes I and II

Sydney 80s clothing	2.30-2.40
Sydney 70s average	2.25-2.30
Sydney 64s average	2.00-2.10
Geelong 74s	2.30-2.40
Geelong 64s	2.10-2.20
Geelong 60s	1.95-2.00

SCOURED BASIS

Cape

12 months	1.55-1.65
Short combing	1.40-1.45
Clothing	1.20-1.25

SCOURED BASIS

*New Zealand

Crossbreds

36s to 40s	75-80
40s to 44s	85-90
46s	1.00-1.05
46s to 48s	1.05
50s	1.10
56s	1.25-1.30
58s	1.70-1.75

WORSTED YARNS

BRADFORD SPUN

2/20s ¼ blood	1.90-1.95
2/30s ¼ blood	2.25-2.35
2/32s ¾ blood	2.10-2.20
2/36s ¾ blood	2.75-3.00
2/40s ½ blood	3.45-3.70

FRENCH SPUN

1/20s ¼ blood	2.05-2.15
1/20s ¾ blood	2.25-2.30
1/30s ¾ blood	2.30-2.40

J. R. Tolar J. R. Tolar, Jr.
J. H. Hart P. G. Hart
TOLAR & HART
Cotton Yarn and Cotton
Members of New York Cotton Exchange
322 Chestnut Street, PHILADELPHIA, PA.
49 Leonard Street, NEW YORK.

WILLIAM WHITMAN CO., INC.
YARNS
A wide and complete range suitable
for all requirements
Boston New York Phila. Chicago

J. B. Jamieson
77 Summer St., Boston
COTTON YARNS
of all descriptions
Correspondence Solicited

United States Conditioning & Testing Co.
340 Hudson Street 220 Ellison Street
New York, N. Y. Paterson, N. J.
Cotton, Wool and Silk Conditioning.
Fabric Testing and Chemical Analysis.

1/30s 1/2 blood	3.00
1/50s-64s	3.40
2/40s 1/2 blood	Nominal
2/50s 1/2 blood	Nominal
2/70s Australian	Nominal
FRENCH SPUN MERINO	
2/40s 1/2 blood	3.10-3.15
1/40-50-50	1.90-2.00
1/40-70-30	2.20-2.40
1/40-80-20	2.35-2.45

OLD WOOLEN RAGS.

GOVERNMENT MAXIMUM

Merinos	
Fine	34-35
Coarse light	20-21
Fine dark	20-21
Coarse dark	14-14 1/2
Fine black	18-19
Serges	
Light	32-34
Brown	42-46
Blue	42-46
Black	42-46
Red	42-46
Green	42-46
Flannels	
White (Fine)	55-60
Red	33-35
Blue	28-30
Knit	
White	46-47
Blue	23-24
Black trimmed	33-34
Red	24-25
Brown	30-32
Light gray	14 1/2-15
Light hoods	33-34
Mixed hoods	18-19
Silver gray	32-34
Skirted worsteds	
Light	19-20
Black	25-26
Blue	22-23
Dark	17-17 1/2
Brown	19-19 1/2
Skirted cloth	
Fine light	12-13
Light	10 1/2-11
Blue	8-8 1/2
Dark	6 1/2-7
Plain black	7-7 1/2
Skirted, tan cloth	24-25

Andrew Plue, formerly employed in the No. 1 spinning department of the Berkshire Cotton Manufacturing Co., Adams, Mass., has been appointed overseer of the spinning department of the No. 4 mill of the same company.

John J. McGlinchey, formerly overseer of carding and spinning at the Worcester (Mass.) Woolen Mill Co., has been appointed superintendent of the New England Woolen Yarn Co., Clinton, Mass.

R. Lee Mahaley and others have incorporated the Diamond Cotton Mills, with \$200,000 capital, at Salisbury, N. C.

B. COHEN & SONS

LARGEST GRADERS OF

New Woolen and Cotton Clippings

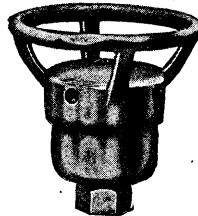
AND ALL KINDS OF REMNANTS

Write Us for Prices Before Shipping

OFFICE AND WAREHOUSES

Office 1244-46 So. Union Avenue
Old Rag Department, 1511 So. Sangamon St.
New Cotton Department, 757-759 W. Taylor St.

CHICAGO, ILL.



Patented

THE JENKS BUBBLER

Enables manufacturers to have an absolutely sanitary drinking system for employees at a minimum of cost.

With this bubbler squirting is done away with. No springs or anything else to get out of order. Flow of water regulated as you desire it. Bronze or nickel-plated, as preferred. If your plumber does not handle these goods send orders direct to the

H. F. JENKS CO., Pawtucket, R. I.

ALL STEEL BALING PRESSES
ECONOMY ALL SIZES FOR ALL PURPOSES
FIRE PROOF LARGEST LINE BUILT IN U.S.A.
ECONOMY BALER CO., DEPT. ANN ARBOR, MICH. U.S.A.

JENNISON CO. PIPERS FITCHBURG MASS.

Do You Want a Silent Partner?

One who gives advice but does not talk back.

He is the "Daily News Record!"

The Daily Newspaper of the Textile Trade
322-324 Broadway, New York

FILL OUT AND RETURN

Please let me know how the DAILY NEWS RECORD can be made to work for me.

Name

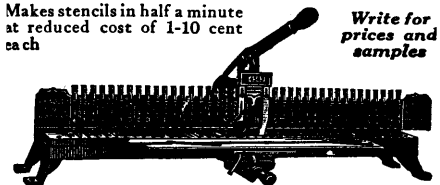
Business

Address

THE BRADLEY STENCIL MACHINE

Makes stencils in half a minute at reduced cost of 1-10 cent each

Write for prices and samples



In Universal use by thousands of manufacturers and shippers
Manufacturers of Oil Stencil Board

A. J. BRADLEY, GEN. SALES AGENT

101 Beekman Street New York City, N. Y.

It Pays to Advertise in "Textiles" Because Progressive Mill Men Everywhere Are Its Readers.

WATER

WE-FU-GO AND SCAIFE

PURIFICATION SYSTEMS
SOFTENING & FILTRATION
FOR BOILER FEED AND
ALL INDUSTRIAL USES

WM. B. SCAIFE & SONS CO. PITTSBURGH, PA.

CLASSIFIED INDEX TO ADVERTISERS

Accountants and Engineers

Coolley & Marvin Co., Boston
Ralph E. Loper, Fall River,
Mass.

Air Moistening

Carrier Engineering Corpora-
tion, New York.
Parks-Cramer Co., Fitchburg,
Mass.

Albano

Roessler & Hasslacher Chem-
ical Co., New York.

Asbestos Machinery

Smith & Furbush Machine Co.,
Philadelphia, Pa.

Automatic Feeds

(For cotton and wool)
Smith & Furbush Machine Co.,
Philadelphia, Pa.
Philadelphia Drying Machinery
Co., Philadelphia, Pa.

Baling Presses

Economy Baler Co., Ann Arbor,
Mich.
Philadelphia Drying Machinery
Co., Philadelphia, Pa.
Smith & Furbush Machine Co.,
Philadelphia, Pa.

Ball Winding Machinery

Franklin Machinery Co., Prov-
idence, R. I.

Bleaching

Home Bleach and Dye Works,
Pawtucket, R. I.

Bleaching Kiers

Worcester Steam Boiler Works,
Worcester, Mass.
Philadelphia Drying Machinery
Co., Philadelphia, Pa.

Bleaching Machinery

Delahunty Dyeing Machine Co.,
Pittston, Pa.

Bleaching Materials

Roessler & Hasslacher Chem-
ical Co., New York.

Bleaching Oil

Jacques Wolf & Co., Passaic,
N. J.

Blowers and Blower Systems

Philadelphia Drying Machinery
Co., Philadelphia, Pa.

Bollers

Worcester Steam Boiler Works,
Worcester, Mass.

Boller Feed Purifiers

Scaife & Sons Co., Wm. B.,
Pittsburgh, Pa.

Boxes and Box Shooks

Jos. T. Pearson, Philadelphia.

Braiding Machinery

Textile Machine Works, Read-
ing, Pa.

Bubblers (for sinks)

H. F. Jenks Co., Pawtucket,
R. I.

Carbonizing Machinery

Philadelphia Drying Machinery
Co., Philadelphia, Pa.

Chairs (for Mill Use)

H. F. Jenks Co., Pawtucket,
R. I.

Chemicals

Hemingway, Frank, Inc., New
York

Chrome Colors

Jacques Wolf & Co., Passaic,
N. J.

Clipping Machines (shoe lace)

Franklin Machinery Co., Prov-
idence, R. I.

Cloth Cutting Machines

Eastman Machine Co., Buffalo
Universal Cutter Co., St. Louis.

Cloth Testers

Scott, H. L. & Co., Providence,
R. I.

Cloth Washers

Hunter, James, Machine Co.,
No. Adams, Mass.
Philadelphia Drying Machinery
Co., Philadelphia, Pa.

Cones, Paper

Pairpont Corp., New Bedford,
Mass.

Card Grinders

B. S. Roy & Son Co., Worces-
ter, Mass.

Cop Skewers

Shambow Shuttle Co., Woon-
socket, R. I.

Cotton Bat Heads

Franklin Machine Co., Prov-
idence, R. I.

Cotton Machinery

Philadelphia Drying Machinery
Co., Philadelphia.
Smith & Furbush Machine Co.,
Philadelphia.
Wildman Manufacturing Co.,
Norristown, Pa.

Cotton Yarn Bleachers

Home Bleach & Dye Works,
Pawtucket, R. I.

Cutting Machines

Eastman Machine Co., Buffalo.
Universal Cutter Co., St. Louis.
Wildman Mfg. Co., Norristown,
Pa.

Drawing Frames (French Worst- ed)

Franklin Machine Co., Prov-
idence, R. I.

Drinking Fountains

H. F. Jenks Co., Pawtucket,
R. I.

Drying Machinery

Philadelphia Drying Machinery
Co., Philadelphia.

Dusters

Smith & Furbush Machine Co.,
Philadelphia.

Dyers, Bleachers and Finishers

Home Bleach and Dye Works,
Pawtucket, R. I.
National Silk Dyeing Co., Pat-
terson, N. J.
Providence Dye Works, Prov-
idence, R. I.

Dyeing, Drying, Bleaching and Finishing Machinery

Delahunty Dyeing Machine Co.,
Pittston, Pa.
Philadelphia Drying Machinery
Co., Philadelphia.

Dyestuffs and Chemicals

American Aniline Products,
Boston.

Atlantic Dyestuff Co., Boston
S. R. David & Co., Inc., Bos-
ton, Mass.

Du Pont de Nemours & Co.,
Wilmington, Del.

Dye Exchange Corp. New
York.

Hellenic Chemical & Color Co.,
New York City.

Klipstein & Co., A., New York.
Metz & Co., H. A., New York.

Hemingway, Inc., Frank, New
York.

Kohnstamm & Co., K., New
York.

Levinstein, I., & Co., Inc.,
Boston.

National Aniline & Chemical
Co., New York.

Newport Chemical Works, Pas-
saic, N. J.

Jacques Wolf & Co., Passaic,
N. J.

Dyeing Temperature Regulators

Tagliabue Mfg. Co., C. J.,
Brooklyn, N. Y.

Electrical Constructors

General Electric Co., Schenece-
tady, N. Y.

Electric Lamps

General Electric Co., Schenece-
tady, N. Y.
Trop Specialties Co., New
York.

Electric Motors

General Electric Co., Schenece-
tady, New York.

Engines

Franklin Machine Co., Prov-
idence, R. I.

Expert Publicity

Salades Export Publishing Co.,
New York City.

Extractors, Logwood

Tolhurst Machine Works,
Troy, N. Y.
Worcester Steam Boiler
Works, Worcester, Mass.

Feed Water Purifiers

Scaife & Sons Co., Wm. B.,
Pittsburgh, Pa.

Flooring

Philadelphia Mineral Flooring
Co., Philadelphia, Pa.

Flyers

Southern Spindle & Flyer Co.,
Inc., Charlotte, N. C.

Fly Frames

Sheridan, E. L. & Fred, Win-
der, Ga.

Flyer Pressers

Southern Spindle & Flyer Co.,
Inc., Charlotte, N. C.

Felt Machinery

Smith & Furbush Machine Co.,
Philadelphia.

Filters (Water)

Norwood Engineering Co.
Scaife & Sons Co., Wm. B.,
Pittsburgh, Pa.

Grinding Machinery

Roy & Son Co., B. S.

Gums

Jacques Wolf & Co., Passaic,
N. J.

Hosiery Boards

Pearson, J. T., Philadelphia.
Philadelphia Drying Machinery
Co., Philadelphia.

Hosiery Machines

Brinton, H., Co., Philadelphia.
Crane Manufacturing Co.,
Lakeport, N. H.

Nye & Tredick, Philadelphia.
Textile Machine Works, Read-
ing, Pa.

Wildman Manufacturing Co.,
Norristown, Pa.

Humidifying Apparatus

Carrier Engineering Corp., New
York.

Parks-Cramer Co., Fitchburg,
Mass.

Hydro-Extractors

Tolhurst Machine Works, Troy,
N. Y.

Hydrometers

Tagliabue Mfg. Co., C. J.,
Brooklyn, N. Y.

Iron Castings

Franklin Machine Co., Prov-
idence, R. I.

Knitting Machinery

Brinton, H., Co., Philadelphia.
Crane Manufacturing Co.,
Lakeport, N. H.

Huse & Sons, W. D., Laconia,
N. H.

Hemphill Co., Pawtucket, R. I.
Nye & Tredick, Philadelphia.

Stafford & Holt, Little Falls,
N. Y.

Textile Machine Works, Read-
ing, Pa.

Tompkins Bros. Co., Syracuse,
N. Y.

Wildman Manufacturing Co.,
Norristown, Pa.

Wildt & Co., Leicester, Eng.

Knitting Machinery, Full Fash- ioned

Textile Machine Works, Read-
ing, Pa.

Knitting Needles, Etc.

Brinton, H., Co., Philadelphia.
Corey, William, Co., Manches-
ter, N. H.

Laconia Needle Co., Laconia,
N. H.

M. M. McCormick & Co., Phil-
adelphia.

Mercerizing

Home Bleach & Dye Works,
Pawtucket, R. I.

Manufacturers' Agents

Levey & Blankfield, New York.

Mill Supplies

Lombard Foundry & Mill Sup-
ply House, Augusta, Ga.

Mordants

Jacques Wolf & Co., Passaic,
N. J.

Rolling Machinery

Park Co., G. M., The, Fitch-
burg, Mass.

Oils

Borne, Scrymser Co., New York

Bradford Oil Co., Lynn, Mass.
Swan & Finch Co., New York.

Overhauled

Southern Spindle & Flyer Co.,
Inc., Charlotte, N. Y.

Paints

Coolidge & Sons, Inc., F. J.,
Augusta, Ga.

Paper Cones and Tubes

Pairpoint Corporation, New
Bedford, Mass.

Peroxides

Roessler & Hasslacher Chem-
ical Co., New York.

Pickers, Rag or Shoddy

Smith & Furbush Machine Co.,
Philadelphia.

Pipers

Jennison Co., Fitchburg, Mass.

Pulleys

Franklin Machine Co., Prov-
idence, R. I.

Recording Gauges

Tagliabue Mfg. Co., C. J.,
Brooklyn, N. Y.

Recording Thermometers

Tagliabue Mfg. Co., C. J.,
Brooklyn, N. Y.

Regulators for Temperature

Tagliabue Mfg. Co., C. J.,
Brooklyn, N. Y.

Woolen Rags

Cohen & Sons, B., Chicago, Ill.

Rings, Spinning and Twister

Southern Spindle & Flyer Co.,
Inc., Charlotte, N. C.

Rolls

Southern Spindle & Flyer Co.,
Inc., Charlotte, N. C.

Schools

Lowell Textile School, Lowell,
Mass.

New Bedford Textile School,
New Bedford, Mass.

Second Hand Textile Machinery

John J. Healy, Newtonville
Mass.

Lamb, J. K., Textile Machinery
Co., Philadelphia.

Edward Jefferson, Philadelphia.

Shuttles

Shambow Shuttle Co., Woon-
socket, R. I.


(Continued on following page)

A demonstration in your factory will prove to your satisfaction that the

EASTMAN GOLD MEDAL CUTTERS


are the most efficient for all kinds of cutting. To know how they "hold up" refer to any big manufacturer in your particular field

EASTMAN MACHINE CO., OF BUFFALO, U. S. A.



"It's Best to Buy the Best First"

- | | | |
|--|--|--------------------------------------|
| NEW YORK
816 Broadway | PHILADELPHIA
Heed Building, 1213 Filbert Street | ST. LOUIS
1420 Olive Street |
| BOSTON
87 Summer Street | DETROIT
119 E. Jefferson Avenue | SAN FRANCISCO
444 Market Street |
| CLEVELAND
1234 Superior Avenue, N. E. | CHICAGO
815 W. Van Buren Street | BALTIMORE
417 W. Baltimore Street |
| NEW ORLEANS, Godchaux Bldg. | HAMILTON, ONTARIO, 6 Sun Life Bldg. | |




Sweater Machine

CIRCULAR SPRING and LATCH NEEDLE KNITTING MACHINERY

For the Manufacture of

- | | |
|--------------------------------|---|
| Flat Wool and Cotton Underwear | Astrakhans |
| Balbriggan | Fur Cloths |
| Silk Skirts | Skirts and Toques with three color stripes |
| Fleece-Lined Fabrics | Sweaters with rack stitch, stripes and selvage edge |
| Jersey Cloth | |

TOMPKINS BROS. CO., 583 South Clinton St.
ESTABLISHED 1846 SYRACUSE, N. Y.



Spring Needle Machine

CLASSIFIED INDEX TO ADVERTISERS—(Continued from page 46)

- Silk Noils**
Fawcett, Hughes, New York.
- Silks (Raw)**
General Silk Importing Co., New York.
- Selling Agents for Mills**
Clift & Goodrich, New York.
- Singeing Machines**
Philadelphia Drying Machinery Co., Philadelphia.
- Soaps**
Chemical Research Co., Denver, Col.
Electric Smelting and Aluminum Co., Lockport, N. Y.
Original Bradford Soap Works, Providence, R. I.
Warren Soap Mfg. Co., The, Boston, Mass.
- Special Textile Machinery**
Franklin Machinery Co., Providence, R. I.
- Spindles**
Southern Spindle & Flyer Co., Inc., Charlotte, N. C.
- Spun Silk Machinery**
Franklin Machine Co., Providence, R. I.
- Stencil Machines**
Bradley, A. J., New York.
- Stools (for mill use)**
Jenks Co., H. F., Pawtucket, R. I.
- Tape Drives**
Barber Mfg. Co., Lowell, Mass.
- Temperature Regulators**
Carrier Engineering Corporation, New York.

- Tagliabue Mfg. Co., C. J., Brooklyn, N. Y.**
- Testing Apparatus**
Scott, Henry L. & Co., Providence, R. I.
- Testing Establishments**
U. S. Conditioning & Testing Co., New York.
- Thermometers**
Tagliabue Mfg. Co., C. J., Brooklyn, N. Y.
- Transmission Machinery**
Franklin Machine Co., Providence, R. I.
Hunter, James, Machine Co., North Adams, Mass.
- Tubes, Paper**
Pairpoint Corp., New Bedford, Mass.
- Ventilating Apparatus**
General Electric Co., Schenectady, N. Y.
Philadelphia Drying Machinery Co., Philadelphia.
- Waste Preparing Machinery**
Smith & Furbush Machine Co., Philadelphia.
- Water Softeners**
Scaife & Sons Co., Wm. B., Pittsburgh, Pa.
- Water Wheels**
Davis Foundry and Machine Works, Rome, Ga.
- Winders**
Payne, Geo. W., Co., Pawtucket, R. I.

- Wool Oil**
Borne, Scrymser Co.
Bradford Oil Co., Lynn, Mass.
- Woolen and Worsted Machinery**
Hunter, James, Machine Co., No. Adams, Mass.
Jefferson, Edward, Philadelphia.
Philadelphia Drying Machinery Co., Philadelphia.
Smith & Furbush Machine Co., Philadelphia.
- Yarn Dressers**
Franklin Machine Co., Providence, R. I.
- Yarn Testers**
Scott, H. L. & Co., Providence, R. I.
- YARNS, THREADS, ETC.**
(Artificial silk)
Mindlin & Rosenman, New York.
- Cotton Yarn**
Dana Warp Mills, Westbrook, Me.
Jamieson, James B., Boston.
Mindlin & Rosenman, New York.
Rivers & Lewis, Fall River, Mass.
Sternberg, Fred. & Co., New York.
Textile Yarn Agency, New York.
Tolar & Hart, New York.
Whitman, William, Co., New York.
- Glazed Yarns**
Jamieson, James B., Boston.

- Mindlin & Rosenman, New York.**
- Sternberg, Fred., & Co., New York.**
- Whitman, William, Co., New York.**
- Linen, Hemp, Jute, Flax, Etc.**
Fawcett, Hughes, New York.
Mindlin & Rosenman, New York.
- Mercerized Yarns**
Jamieson, J. B., Boston.
Sternberg, Fred. & Co., New York.
Whitman, William, Co., New York.
- Merino Yarns**
J. B. Jamieson, Boston.
Mindlin & Rosenman, New York.
- Silk Yarns**
American Silk Spinning Co., Providence, R. I.
Cheney Bros., New York.
Textile Yarn Agency, New York.
- Woolen Yarns**
Jamieson, James B., Boston.
Mindlin & Rosenman, New York.
Textile Yarn Agency, New York.
- Worsted Yarns**
Mindlin & Rosenman, New York.
Textile Yarn Agency, New York.
Whitman, William, Co., New York.

In Writing Advertisers Kindly Mention "Textiles"

ALPHABETICAL INDEX TO ADVERTISERS

Allen, Wm., Sons Co.	7	Lombard Foundry & Mill Supply House.....	43
American Pad & Textile Co.	41	Loper, Ralph E.	41
American Silk Spinning Co.	35	Lowell Textile School	40
Atlantic Dyestuff Co.	34		
		Merion Worsted Mills	35
Barber Mfg. Co.	44	Metz & Co., H. A.	32
Borne, Scrymser Co.	8	Mindlin & Rosenman	35
Bradford Oil Co., Inc.	2		
Bradley, A. J. Mfg. Co.	45	National Aniline & Chemical Co.....	31
Brinton, H. Co.	2	National Silk Dyeing Co.....	39
		New Bedford Textile School	40
Carrier Engineering Corporation	Front Cover	Newport Chemical Works, Inc.....	34
Clift & Goodrich	36	Norwood Engineering Co.	8
Cohen & Sons, B.	45	Nye & Tredick Co.....	42
Cooley & Marvin Co.	Front Cover		
Corey Co., William	5	Original Bradford Soap Works	37
Crane Mfg. Co.....	42		
Crown Mills	41	Pairpoint Corporation, The	4
		Parks-Cramer Co.	3
Daily News Record	38	Payne Co., Geo. W.....	39
Dana Warp Mills.....	44	Pearson, Jos. T.....	44
David & Co., Inc., S. R.	35	Philadelphia Drying Machinery Co.	9
Davis Foundry and Machine Works	43	Providence Dye Works	33
Delahunty Dyeing Machine Co.	40		
Du Pont de Nemours & Co., E. I.....	10	Rivers & Lewis.....	44
Dye Exchange Corporation	32	Roessler & Hasslacher Chemical Co.	35
		Roy & Son Co., B. S.	36
Eastman Machine Co.	47		
Economy Baler Co.	45	Scaife & Sons Co., Wm. B.	45
Electric Smelting & Aluminum Co.	37	Sham bow Shuttle Co.	41
		Sheridan, E. L. & Fred	43
Farbwerke-Hoechst Co.	32	Smith & Furbush Machine Co.	Front cover
Fawcett, Hughes	44	Southern Spindle & Flyer Co.	43
Franklin Machine Co.	40	Stafford & Holt	Second cover
		Sternberg, Fred & Co.	44
General Electric Co.	Back cover		
General Silk Importing Co.	Front cover	Tagliabue Mfg. Co., C. J.	1
		Textile Machine Works	Second cover
Healy, John J.	41	Tolar & Hart	44
Hellenic Chemical & Color Co., Inc.	32	Tolhurst Machine Works	2
Hotel Martinique	4	Tompkins Bros. Co.	47
Hunter, James, Machine Co.	Third cover		
Huse & Sons, W. D.	6	United States Conditioning & Testing Co.....	44
		Universal Cutter Co.	4
Jamieson, J. B.....	44		
Jefferson, Edward	Third cover	Warren Soap Mfg. Co.....	39
Jenks Co., H. F.	45	Wernick, Harry C.	38
Jennison Co.	45	Whitman, William Co., Inc.....	44
		Wildman Mfg. Co.	Third cover
Klipstein & Co., A.	33	Wildt & Co.	40
		Wolf, Jacques & Co.	33
Laconia Needle Co.	6	Worcester Steam Boiler Works	7
Lamb, J. K., Textile Machinery Co.	41		

In Writing Advertisers Kindly Mention "TEXTILES."