

CSc 372

Comparative Programming Languages

16 : Prolog — Introduction

Christian Collberg

collberg+372@gmail.com

Department of Computer Science
University of Arizona

Copyright © 2005 Christian Collberg

- Prolog is a language which approaches problem-solving in a *declarative* manner. The idea is to define *what* the problem is, rather than *how* it should be solved.
- In practice, most Prolog programs have a procedural as well as a declarative component — the procedural aspects are often necessary in order to make the programs execute efficiently.

What is Prolog?

Algorithm = Logic + Control

Robert A. Kowalski

Prescriptive Languages:

- Describe *how* to solve problem
- Pascal, C, Ada,...
- Also: Imperative, Procedural

Descriptive Languages:

- Describe *what* should be done
- Also: Declarative

Kowalski's equation says that

- Logic – is the specification (what the program should do)
- Control – what we need to do in order to make our logic execute efficiently. This usually includes imposing an execution order on the rules that make up our program.

Objects & Relationships

Prolog programs deal with

- objects, and
- relationships between objects

English:

“Christian likes the record”

Prolog:

`likes(christian, record).`

Record Database

- Here's an excerpt from Christian's record database:

```
is_record(planet_waves).
is_record(desire).
is_record(slow_train).

recorded_by(planet_waves, bob_dylan).
recorded_by(desire, bob_dylan).
recorded_by(slow_train, bob_dylan).

recording_year(planet_waves, 1974).
recording_year(desire, 1975).
recording_year(slow_train, 1979).
```

Record Database...

- The data base contains *unary facts* (`is_record`) and *binary facts* (`recorded_by`, `recording_year`).

- The fact

```
is_record(slow_train)
```

can be interpreted as

```
slow_train is-a-record
```

- The fact `recording_year(slow_train, 1979)` can be interpreted as *the recording year of slow_train was 1979*.

Conditional Relationships

- Prolog programs deal with conditional relationships between objects.

English:

“C. likes Bob Dylan records recorded before 1979”

Prolog:

```
likes(christian, X) :-
    is_record(X),
    recorded_by(X, bob_dylan),
    recording_year(X, Year),
    Year < 1979.
```

Conditional Relationships...

- The rule

```
likes(christian, X) :-
    is_record(X),
    recorded_by(X, bob_dylan),
    recording_year(X, Year),
    Year < 1979.
```

can be restated as

“Christian likes x, if x is a record, and x is recorded by Bob Dylan, and the recording year is before 1979.”

- Variables start with capital letters.
- Comma (“,”) is read as *and*.

Asking Questions

Prolog programs

- solve problems by asking questions.

English:

“Does Christian like the albums *Planet Waves* & *Slow Train*?”

Prolog:

```
?- likes(christian, planet_waves).  
yes  
?- likes(christian, slow_train).  
no
```

Asking Questions...

English:

“Was *Planet Waves* recorded by Bob Dylan?”
“When was *Planet Waves* recorded?”
“Which album was recorded in 1974?”

Prolog:

```
?- recorded_by(planet_waves, bob_dylan).  
yes  
?- recording_year(planet_waves, X).  
X = 1974  
?- recording_year(X, 1974).  
X = planet_waves
```

Asking Questions...

In Prolog

- “, ” (a comma), means “and”

English:

“Did Bob Dylan record an album in 1974?”

Prolog:

```
?- is_record(X),  
   recorded_by(X, bob_dylan),  
   recording_year(X, 1974).  
yes
```

Asking Questions...

Sometimes a query has more than one answer:

- Use “; ” to get all answers.

English:

“What does Christian like?”

Prolog:

```
?- likes(christian, X).  
X = planet_waves ;  
  
X = desire ;
```

no

Asking Questions...

Sometimes answers have more than one part:

English:

“List the albums and their artists!”

Prolog:

```
?- is_record(X), recorded_by(X, Y).
X = planet_waves,
Y = bob_dylan ;
X = desire,
Y = bob_dylan ;
X = slow_train,
Y = bob_dylan ;
no
```

Recursive Rules

“People are influenced by the music they listen to.
People are influenced by the music listened to by
the people *they* listen to.”

```
listens_to(bob_dylan, woody_guthrie).
listens_to(arlo_guthrie, woody_guthrie).
listens_to(van_morrison, bob_dylan).
listens_to(dire_straits, bob_dylan).
listens_to(bruce_springsteen, bob_dylan).
listens_to(björk, bruce_springsteen).

influenced_by(X, Y) :- listens_to(X, Y).
influenced_by(X, Y) :- listens_to(X, Z),
                        influenced_by(Z, Y).
```

Asking Questions...

English:

“Is Björk influenced by Bob Dylan?”
“Is Björk influenced by Woody Guthrie?”
“Is Bob Dylan influenced by Bruce Springsteen?”

Prolog:

```
?- influenced_by(bjork, bob_dylan).
yes
?- influenced_by(bjork, woody_guthrie).
yes
?- influenced_by(bob_dylan, bruce_s).
no
```

Visualizing Logic

- *Comma* (,) is read as *and* in Prolog. Example: The rule

```
person(X) :- has_bellybutton(X), not_dead(X).
```

is read as

“X is a person if X has a bellybutton and X is not dead.”

- *Semicolon* (;) is read as *or* in Prolog. The rule

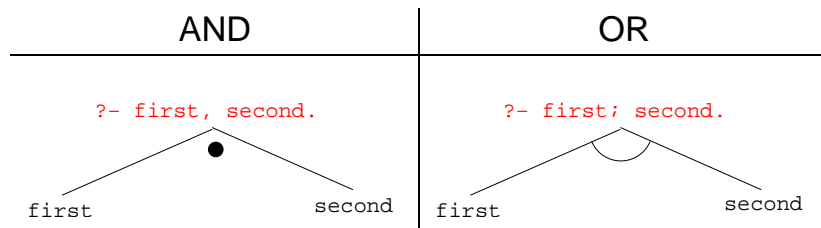
```
person(X) :- X=adam ; X=eve ;
             has_bellybutton(X).
```

is read as

“X is a person if X is adam or X is eve or X has a bellybutton.”

Visualizing Logic...

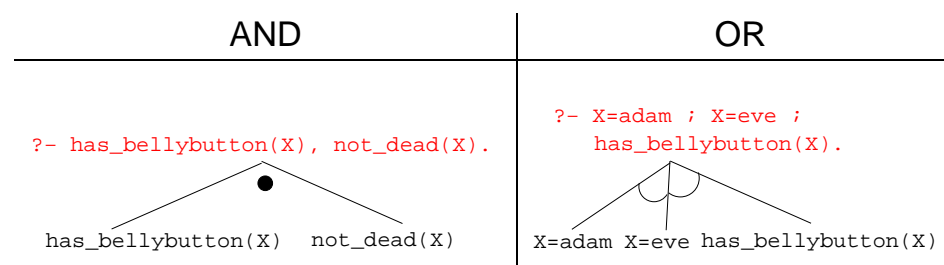
- To visualize what happens when Prolog executes (and this can often be very complicated!) we use the following two notations:



- For AND, both legs have to succeed.
- For OR, one of the legs has to succeed.

Visualizing Logic...

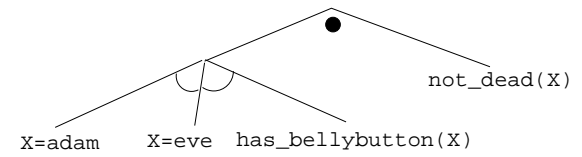
- Here are two examples:



Visualizing Logic...

- and and or can be combined:

```
?- (X=adam ; X=eve ; has_bellybutton(X)), not_dead(X).
```



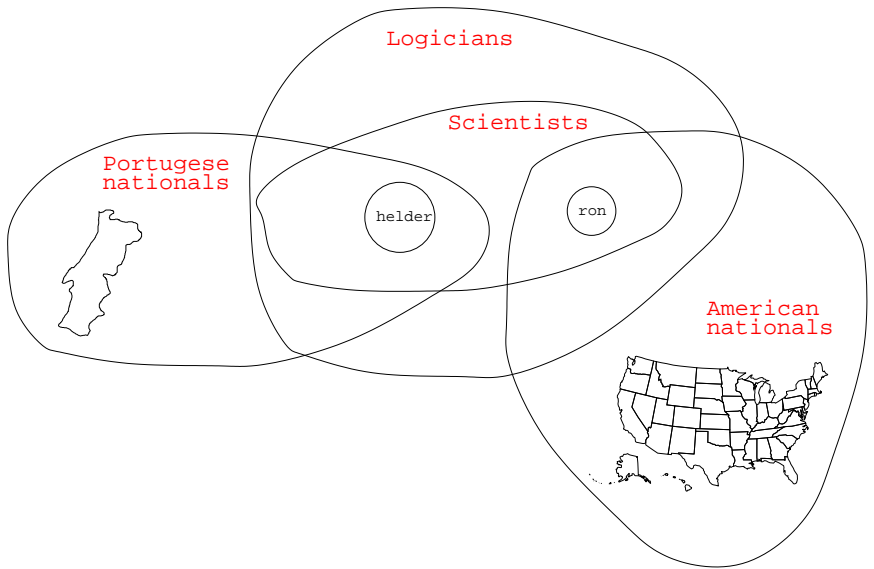
- This query asks
“Is there a person X who is adam, eve, or who has a bellybutton, and who is also not dead?”

Answering Questions

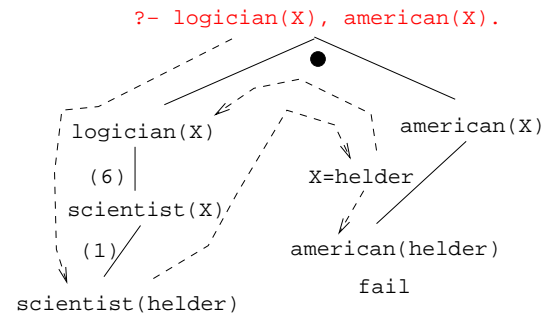
- scientist(helder).
- scientist(ron).
- portuguese(helder).
- american(ron).
- logician(X) :- scientist(X).
- ?- logician(X), american(X).

- The rule (5) states that
“Every scientist is a logician”
- The question (6) asks
“Which scientist is a logician *and* an american?”

Answering Questions...

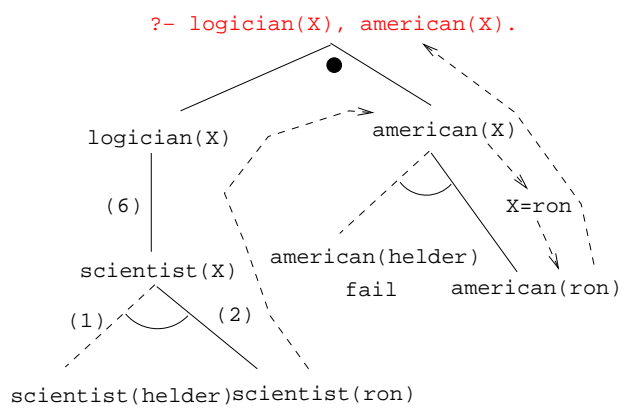


Answering Questions...



- (1) `scientist(helder).`
- (2) `scientist(ron).`
- (3) `portuguese(helder).`
- (4) `american(ron).`
- (5) `logician(X) :- scientist(X).`
- (6) `?- logician(X), american(X).`

Answering Questions...



Answering Questions...

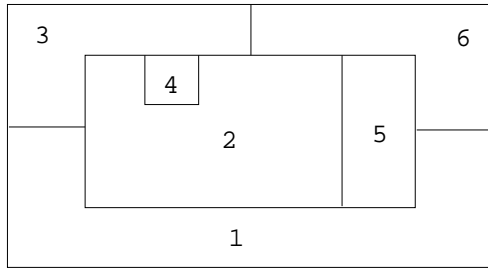
```
is_record(planet_waves). is_record(desire).
is_record(slow_train).

recorded_by(planet_waves, bob_dylan).
recorded_by(desire, bob_dylan).
recorded_by(slow_train, bob_dylan).

recording_year(planet_waves, 1974).
recording_year(desire, 1975).
recording_year(slow_train, 1979).

likes(christian, X) :-
    is_record(X), recorded_by(X, bob_dylan),
    recording_year(X, Year), Year < 1979.
```


Map Coloring



“Color a planar map with at most four colors, so that contiguous regions are colored differently.”

Map Coloring...

A coloring is OK iff

1. The color of Region 1 \neq the color of Region 2, and
2. The color of Region 1 \neq the color of Region 3,...

color(R1, R2, R3, R4, R5, R6) :-

```
diff(R1, R2), diff(R1, R3), diff(R1, R5), diff(R1, R6),
diff(R2, R3), diff(R2, R4), diff(R2, R5), diff(R2, R6),
diff(R3, R4), diff(R3, R6), diff(R5, R6).
```

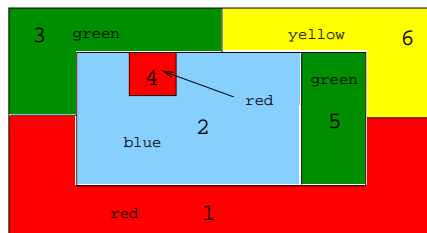
```
diff(red,blue). diff(red,green). diff(red,yellow).
diff(blue,red). diff(blue,green). diff(blue,yellow).
diff(green,red). diff(green,blue). diff(green,yellow).
diff(yellow, red).diff(yellow,blue). diff(yellow,green).
```

Map Coloring...

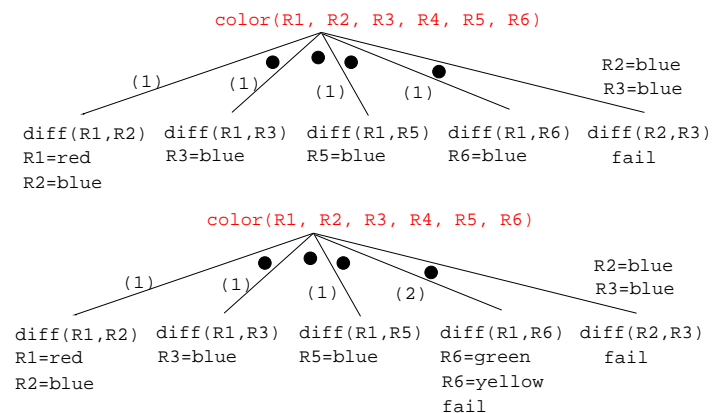
?- color(R1, R2, R3, R4, R5, R6).

R1 = R4 = red, R2 = blue,
R3 = R5 = green, R6 = yellow ;

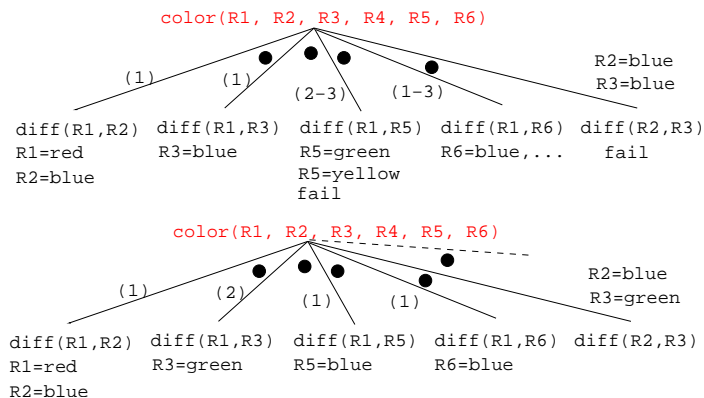
R1 = red, R2 = blue,
R3 = R5 = green, R4 = R6 = yellow



Map Coloring – Backtracking



Map Coloring – Backtracking



Working with gprolog

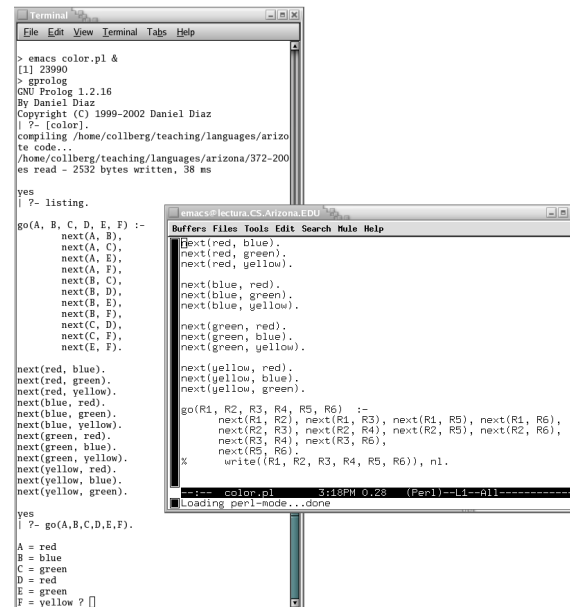
- gprolog can be downloaded from here:
<http://gprolog.inria.fr/>.
- gprolog is installed on lectura (it's also on the Windows machines) and is invoked like this:

```
> gprolog
GNU Prolog 1.2.16
| ?- [color].
| ?- listing.
go(A, B, C, D, E, F) :- next(A, B), ...
| ?- go(A,B,C,D,E,F).
A = red ...
```

Working with gprolog...

- The command `[color]` loads the prolog program in the file `color.pl`.
- You should use the texteditor of your choice (`emacs`, `vi`,...) to write your prolog code.
- The command `listing` lists all the prolog predicates you have loaded.

Working with gprolog...



Readings and References

- Read **Clocksin-Mellish, Chapter 1-2.**

- <http://dmoz.org/Computers/Programming/Languages/Prolog>

Prolog by Example	Coelho & Cotta
Prolog: Programming for AI	Bratko
Programming in Prolog	Clocksin & Mellish
The Craft of Prolog	O'Keefe
Prolog for Programmers	Kluzniak & Szpakowicz
Prolog	Alan G. Hamilton
The Art of Prolog	Sterling & Shapiro

Readings and References...

Computing with Logic	Maier & Warren
Knowledge Systems Through Prolog	Steven H. Kim
Natural Language Processing in Prolog	Gazdar & Mellish
Language as a Cognitive Process	Winograd
Prolog and Natural Language Analysis	Pereira and Shieber
Computers and Human Language	George W. Smith
Introduction to Logic	Irving M. Copi
Beginning Logic	E.J.Lemmon

Prolog So Far

- A Prolog program consists of a number of *clauses*:

Rules ● Have **head** + **body**:

```
      head
likes(chris, X) :-
  girl(X), black_hair(X)
      body
```

- Can be recursive

Facts ● Head but no body.

- Always true.

Prolog So Far...

- A clause consists of
 - atoms Start with lower-case letter.
 - variables Start with upper-case letter.
- Prolog programs have a
 - Declarative meaning
 - The relations defined by the program
 - Procedural meaning
 - The order in which goals are tried

Prolog So Far...

- A question consists of one or more goals:
 - `?- likes(chris, X), smart(X).`
 - " , " means **and**
 - Use " ; " to get all answers
 - Questions are either
 - Satisfiable (the goal succeeds)
 - Unsatisfiable (the goal fails)
 - Prolog answers questions (satisfies goals) by:
 - instantiating variables
 - searching the database sequentially
 - backtracking when a goal fails