

Proposed Standardization of Terms Used in the Warp Knitting Industry

By J. WORM, CHEMNITZ, GER.

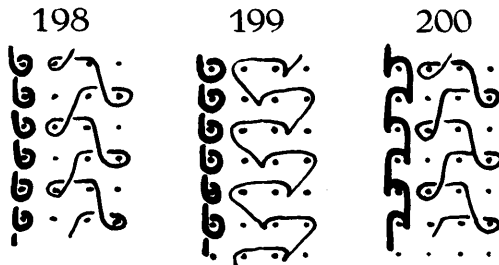
(Concluded from September issue, p. 808)

XIII. COMBINATIONS OF FRINGE AND TWILL FORMATIONS

TWILL WITH 1-NEEDLE CLOSED FRINGE FORMATION—2-thread guide bars, the upper racking 1-needle closed fringe; the lower twill. Ill. 198.

OPEN TWILL WITH 1-NEEDLE CLOSED FRINGE FORMATION—2-thread guide bars, the upper racking open twill; the lower 1-needle closed fringe formation. Ill. 199.

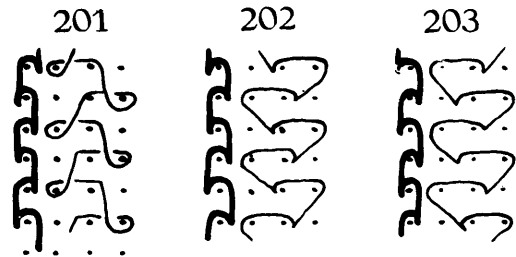
TWILL WITH 1-NEEDLE OPEN FRINGE FORMATION—2-thread guide bars, the upper racking twill; the lower 1-needle open fringe formation. Ill. 200.



TWILL WITH 2-STITCH 1-NEEDLE OPEN FRINGE FORMATION IN OPPOSITE DIRECTION—2-thread guide bars, the upper racking twill; the lower 1-needle open fringe formation in opposite direction over the needles, same as the twill formation. Ill. 201.


OPEN TWILL WITH OPEN FRINGE FORMATION—2-thread guide bars, the upper racking open twill; the lower open fringe (in one direction). Ill. 202.

OPEN TWILL WITH 2-STITCH 1-NEEDLE OPEN FRINGE FORMATION IN OPPOSITE DIRECTION—2-thread guide bars, the upper racking open twill; the lower 1-needle open fringe in opposite direction over the needles, same as the twill. Ill. 203.



TWILL WITH 2-NEEDLE CLOSED FRINGE FORMATION—2-thread guide bars, the upper racking twill; the lower 2-needle closed fringe. Ill. 204.

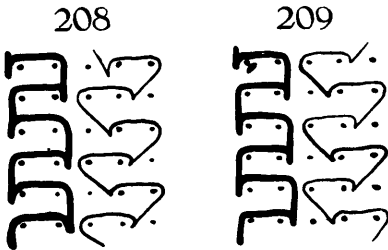
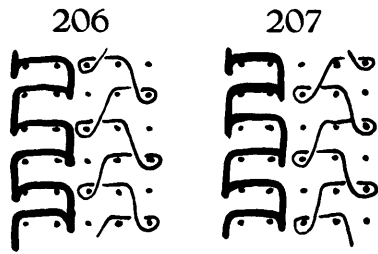
OPEN TWILL WITH 2-NEEDLE CLOSED FRINGE FORMATION—2-thread guide bars, the upper racking open twill; the lower 2-needle closed fringe. Ill. 205.



TWILL WITH 2-NEEDLE OPEN FRINGE FORMATION—2-thread guide bars, the upper racking twill; the lower 2-needle open fringe (in one direction). Ill. 206.

TWILL WITH 2-STITCH 2-NEEDLE OPEN FRINGE FORMATION IN OPPOSITE DIRECTION—2-thread guide bars, the upper racking twill; the lower 2-needle open fringe in opposite direction over the needles, same as the twill. Ill. 207.

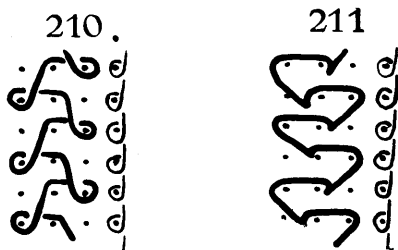
OPEN TWILL WITH 2-NEEDLE OPEN FRINGE FORMATION—2-thread guide bars, the upper racking open twill; the lower 2-needle open fringe (in one direction). Ill. 208.



OPEN TWILL WITH 2-STITCH 2-NEEDLE OPEN FRINGE FORMATION IN OPPOSITE DIRECTION—2-thread guide bars, the upper racking open twill; the lower 2-needle open fringe against the upper thread guide bar over the needles. Ill. 209.

ONE-NEEDLE CLOSED FRINGE WITH TWILL—2-thread guide bars, the upper racking 1-needle closed fringe; the lower twill. Ill. 210.

ONE-NEEDLE CLOSED FRINGE WITH OPEN TWILL—2-thread guide bars, the upper racking 1-needle closed fringe; the lower open twill. Ill. 211.

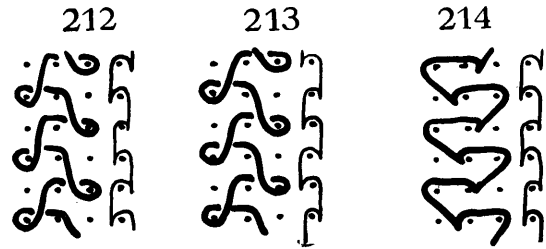


ONE-NEEDLE OPEN FRINGE WITH TWILL—2-thread guide bars, the upper racking 1-needle open fringe; the lower twill (in one direction). Ill. 212.

ONE-NEEDLE OPEN FRINGE WITH 2-STITCH TWILL FORMATION IN OPPOSITE DIRECTION—2-thread guide bars, the upper racking 1-needle open fringe; the lower twill

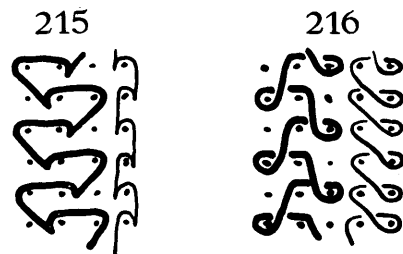
in opposite direction over the needles of the fringe formation. Ill. 213.

ONE-NEEDLE OPEN FRINGE WITH OPEN TWILL—2-thread guide bars, the upper racking 1-needle open fringe; the lower 1-needle open twill (in one direction). Ill. 214.



ONE-NEEDLE OPEN FRINGE WITH 2-STITCH OPEN TWILL FORMATION IN OPPOSITE DIRECTION—2-thread guide bars, the upper racking 1-needle open fringe, the lower racking 1-needle open twill over the needles opposite to the fringes. Ill. 215.


TWO-NEEDLE CLOSED FRINGE WITH TWILL—2-thread guide bars, the upper racking 2-needle closed fringe; the lower twill. Ill. 216.



TWO-NEEDLE CLOSED FRINGE WITH OPEN TWILL—2-thread guide bars, the upper racking 2-needle open fringe; the lower open twill. Ill. 217.

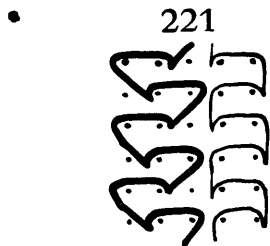

TWO-NEEDLE OPEN FRINGE WITH TWILL—2-thread guide bars, the upper racking 2-needle open fringe; the lower twill (in one direction). Ill. 218.

TWO-NEEDLE OPEN FRINGE WITH 2-STITCH TWILL FORMATION IN OPPOSITE DIRECTION—2-thread guide bars, the upper racking 2-needle fringe; the lower twill over the needles opposite to the fringes. Ill. 219.



TWO-NEEDLE OPEN FRINGE WITH OPEN TWILL—2-thread guide bars, the upper racking 2-needle open fringe; the lower open twill. Ill. 220.

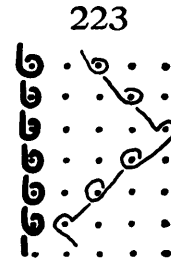

TWO-NEEDLE OPEN FRINGE WITH 2-STITCH OPEN TWILL FORMATION IN OPPOSITE DIRECTION—2-thread guide bars, the upper racking 2-needle open fringe, the lower open twill over the needles opposite to the fringes. Ill. 221.



COMBINATIONS OF FRINGE FORMATION WITH ATLAS (in English also called Satin Bindings) result in the following new combinations:


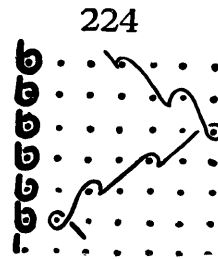
PLAIN ATLAS WITH 1-NEEDLE CLOSED FRINGE—2-thread guide bars, the upper racking plain atlas; the lower 1-needle closed fringe. Ill. 222.

INTERLACED ATLAS WITH 1-NEEDLE CLOSED FRINGE—2-thread guide bars, the upper racking interlaced atlas; the lower 1-needle closed fringe. Ill. 223.




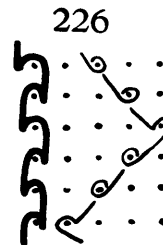
BACK-RACKED ATLAS WITH 1-NEEDLE CLOSED FRINGE—2-thread guide bars, the upper racking back-racked atlas; the lower 1-needle closed fringe. Ill. 224.

PLAIN ATLAS WITH 1-NEEDLE OPEN FRINGE—2-thread guide bars, the upper racking plain atlas; the lower 1-needle open fringe. Ill. 225.



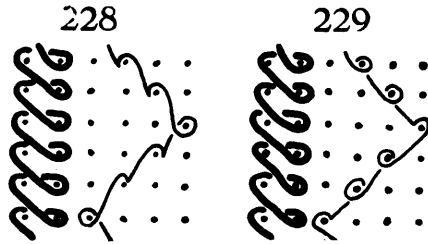
INTERLACED ATLAS WITH 1-NEEDLE OPEN FRINGE—2-thread guide bars, the upper racking interlaced atlas; the lower 1-needle open fringe. Ill. 226.

BACK-RACKED ATLAS WITH 1-NEEDLE OPEN FRINGE—2-thread guide bars, the upper racking back-racked atlas; the lower 1-needle open fringe. Ill. 227.

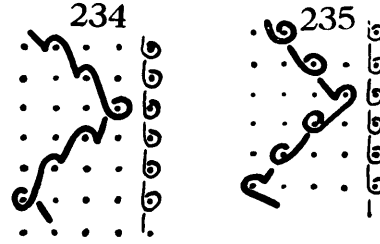


PLAIN ATLAS WITH 2-NEEDLE CLOSED FRINGE—2-thread guide bars, the upper racking plain atlas; the lower 2-needle closed fringe. Ill. 228.

INTERLACED ATLAS WITH 2-NEEDLE CLOSED FRINGE—2-thread guide bars, the upper racking interlaced atlas; the lower 2-needle closed fringe. Ill. 229.

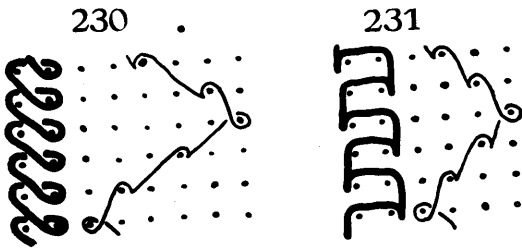


ONE-NEEDLE CLOSED FRINGE WITH PLAIN ATLAS—2-thread guide bars, the upper racking 1-needle closed fringe; the lower plain atlas. Ill. 234.



BACK-RACKED ATLAS WITH 2-NEEDLE CLOSED FRINGE—2-thread guide bars, the upper racking back-racked atlas; the lower 2-needle closed fringe. Ill. 230.

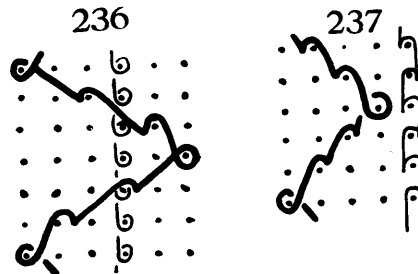
PLAIN ATLAS WITH 2-NEEDLE OPEN FRINGE—2-thread guide bars, the upper racking plain atlas; the lower 2-needle open fringe. Ill. 231.



ONE-NEEDLE CLOSED FRINGE WITH INTERLACED ATLAS—2-thread guide bars, the upper racking 1-needle closed fringe; the lower interlaced atlas. Ill. 235.

ONE-NEEDLE CLOSED FRINGE WITH BACK-RACKED ATLAS—2-thread guide bars, the upper racking 1-needle closed fringe; the lower back-racked atlas. Ill. 236.

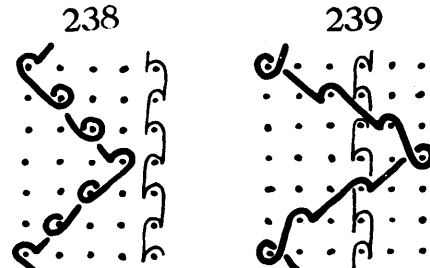
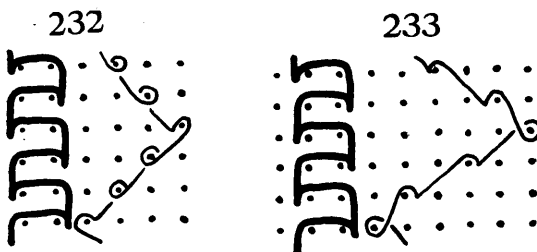
ONE-NEEDLE OPEN FRINGE WITH PLAIN ATLAS—2-thread guide bars, the upper racking 1-needle open fringe; the lower plain atlas. Ill. 237.



INTERLACED ATLAS WITH 2-NEEDLE OPEN FRINGE—2-thread guide bars, the upper racking interlaced atlas; the lower 2-needle open fringe. Ill. 232.

BACK-RACKED ATLAS WITH 2-NEEDLE OPEN FRINGE—2-thread guide bars, the upper racking back-racked atlas; the lower 2-needle open fringe. Ill. 233.


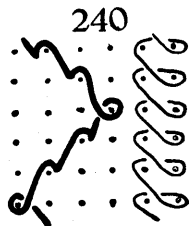
ONE-NEEDLE OPEN FRINGE WITH INTERLACED ATLAS—2-thread guide bars, the upper racking 1-needle open fringe; the lower interlaced atlas. Ill. 238.



ONE-NEEDLE OPEN FRINGE WITH BACK-RACKED ATLAS—2-thread guide bars, the upper racking 1-needle open fringe, the lower back-racked atlas. Ill. 239.



TWO-NEEDLE CLOSED FRINGE WITH PLAIN ATLAS—2-thread guide bars, the upper racking 2-needle closed fringe; the lower plain atlas. Ill. 240.

TWO-NEEDLE CLOSED FRINGE WITH INTERLACED ATLAS—2-thread guide bars, the upper racking 2-needle closed fringe; the lower interlaced atlas. Ill. 241.




TWO-NEEDLE CLOSED FRINGE WITH BACK-RACKED ATLAS—2-thread guide bars, the upper racking 2-needle closed fringe; the lower back-racked atlas. Ill. 242.

TWO-NEEDLE OPEN FRINGE WITH PLAIN ATLAS—2-thread guide bars, the upper racking 2-needle open fringe; the lower plain atlas. Ill. 243.



TWO-NEEDLE OPEN FRINGE WITH INTERLACED ATLAS—2-thread guide bars, the upper racking 2-needle open fringe; the lower interlaced atlas. Ill. 244.

TWO-NEEDLE OPEN FRINGE WITH BACK-RACKED ATLAS—2-thread guide bars, the upper racking 2-needle open fringe; the lower back-racked atlas. Ill. 245.



When using any of the above-described combinations, one or the other thread guide bar may be temporarily suspended, or the racking of one bar can be transferred to the other, thereby interchanging the bars with their formations. The attachment for the shifting of the thread guide bar has to be set accordingly.

Furthermore, the thread guide bars do not have to be set for full motion; possibly only half, or any other position. This has no bearing whatsoever upon the designation of the formations.

In working with fringe formations, the thread guide bars can also be shifted.

It now still remains to ascertain which thread guide bar is to be called the upper one, a point which often has been a matter of dispute. The upper bar is always the one which passes first through the needles for racking over the needles, no matter whether the needle bars are moving in a horizontal, vertical or bias direction.