

# Tea-Cosy, Wild-Rose Design


By BLANCHE KENDALL-JOB

**F**OR the tea-cosy matching the triangle and border in July issue: Make a chain of 326 stitches, turn.

1. Miss 13, a treble (tr) in next, 52 more bars, turn.
2. Chain (ch) 3, for 1st tr, then make 53 lacets (lct), turn.
3. Ch 3, for 1st tr, 53 bars, turn.
4. Ch 3, a tr in each stitch (st) of last row, turn.
- 5, 6. All spaces (sp) (106), turn.
7. Six sp, 4 tr, 21 sp, 19 tr, 13 sp, 4 tr, \* 10 sp; work back (from \* to beginning of row).
8. Six sp, 13 tr, 16 sp, 7 tr, 3 lct, 13 tr, 10 sp, 4 tr, \* 8 sp; work back.
9. Five sp, 7 tr, 1 sp, 10 tr, 7 sp, 10 tr, 2 sp, 10 tr, 6 bars, 10 tr, 7 sp, 4 tr, \* 8 sp; work back.
10. Five sp, 7 tr, 1 sp, 13 tr, 5 sp, 4 tr, 3 sp, 7 tr, 1 sp, 1 lct, 7 tr, 4 lct, 7 tr, 1 lct, 1 sp, 7 tr, 2 sp, 10 tr, \* 10 sp; work back.
11. Five sp, 10 tr, 1 sp, 10 tr, 4 sp, 4 tr, 3 sp, 4 tr, 1 sp, 3 bars, 7 tr, 2 bars, 7 tr, 3 bars, 1 sp, 7 tr, \* 16 sp; work back.
12. Five sp, 13 tr, 1 sp, 7 tr, (3 sp, 4 tr) twice, 5 lct, 13 tr, 3 lct, 1 sp, 7 tr, 2 sp, 4 tr, \* 14 sp; work back.
13. Six sp, 13 tr, 4 sp, 4 tr, 3 sp, 4 tr, 1 sp, 9 bars, 1 sp, 7 tr, 1 sp, 2 bars, 4 tr, \* 12 sp; work back.
14. Seven sp, 10 tr, (1 sp, 4 tr) twice, 2 sp, 7 tr, 6 lct, (4 tr, 1 sp, 3 lct) twice, 1 sp, 4 tr, \* 10 sp; work back.
15. Twelve sp, 4 tr, 2 sp, 4 tr, 1 sp, 10 tr, 4 bars, 1 sp, 10 tr, 3 bars, 4 tr, 1 sp, 2 bars, 4 tr, 1 sp, 1 bar, 4 tr, \* 8 sp; work back.
16. Eleven sp, 4 tr, 3 sp, 7 tr, 1 sp, 10 tr, 1 sp, 3 lct, (7 tr, 1 sp) twice, 2 lct, 4 tr, 1 sp, 1 lct, 10 tr, 1 sp, 1 lct, 4 tr, 1 sp, 7 tr, \* 2 sp; work back.
17. Eleven sp, 4 tr, 3 sp, 10 tr, 1 sp, 10 tr, 3 bars, (7 tr, 1 sp) twice, 2 bars, 1 sp, 4 tr, (1 sp, 7 tr) twice, 1 bar, 1 sp, 4 tr, 1 bar, \* 7 tr; work back.
18. Eleven sp, 4 tr, 3 sp, 13 tr, 1 sp, 7 tr, 3 lct, 13 tr, 4 lct, 10 tr, 1 sp, 7 tr, (1 sp, 4 tr) twice, \* 3 lct; work back.
19. Fourteen sp, 4 tr, 1 sp, 16 tr, 1 sp, 3 bars, 1 sp, 7 tr, 1 sp, 3 bars, 1 sp, 10 tr, 1 sp, 13 tr, 1 sp, 1 bar, 4 tr, 1 sp, \* 1 bar; work back.
20. Nine sp, 13 tr, 1 sp, 4 tr, 2 sp, 10 tr, 6 lct, 4 tr, 1 sp, 2 lct, 1 sp, 10 tr, 1 sp, 13 tr, 1 sp, 1 lct, 4 tr, 1 sp, \* 1 lct; work back.
21. Eight sp, 10 tr, 1 sp, 7 tr, 4 bars, 13 tr, 3 bars, 1 sp, 4 tr, 2 bars, 1 sp, 25 tr, 1 sp, 1 bar, 1 sp, 4 tr, \* 1 bar; work back.
22. Eight sp, 7 tr, 1 sp, 13 tr, 1 sp, \* 2 lct, 1 sp, 22 tr, 3 lct, 13 tr, 1 lct, 7 tr, 1 sp, 10 tr, 2 lct, 1 sp, 4 tr, \* 1 lct; work back to last \*.
23. Like 22d to 1st \*; 2 bars, 31 tr, 1 bar, 1 sp, 4 tr, 2 bars, 4 tr, 1 sp, 1 bar, 1 sp, 7 tr, 1 sp, 2 bars, 1 sp, 4 tr, \* 1 bar; work back.
24. Nine sp, 7 tr, 1 sp, 10 tr, 1 sp, 2 lct, 34 tr, 1 sp, 4 tr, 1 sp, 2 lct, 1 sp, 4 tr, 1 lct, 4 tr, 1 sp, 3 lct, 4 tr, 1 sp, \* 1 lct; work back.
25. Ten sp, 13 tr, 3 bars, 22 tr, 1 sp, 6 bars, 7 tr, 4 bars, 4 tr, 1 sp, \* 1 bar; work back.
26. Eleven sp, 7 tr, 1 sp, 4 tr, 1 sp, 2 lct, 1 sp, 13 tr, 2 sp, 16 tr, 1 sp, 10 tr, 3 lct, 10 tr, 1 sp, 1 lct, 1 sp, 4 tr, \* 3 lct; work back.

27. Twelve sp, (4 tr, 1 sp) twice, 3 bars, 7 tr, 1 sp, 25 tr, 1 sp, 10 tr, 1 sp, 3 bars, 1 sp, 13 tr, 1 sp, \* 3 bars; work back.
28. Fifteen sp, 4 tr, 4 lct, 31 tr, 1 sp, 13 tr, 1 sp, 2 lct, 4 tr, 1 sp, \* 7 lct; work back.
29. Fifteen sp, 4 tr, 4 bars, 31 tr, 1 sp, 19 tr, 2 sp, 4 tr, \* 9 bars; work back.
30. Fifteen sp, 4 tr, 1 sp, 4 tr, 3 lct, 1 sp, 28 tr, 1 sp, 19 tr, 2 sp, 4 tr, \* 9 lct; work back.
31. Sixteen sp, (4 tr, 1 sp) twice, 3 bars, 25 tr, 1 sp, 16 tr, 2 bars, 4 tr, 1 sp, 10 tr, 1 sp, \* 3 bars; work back.
32. Nine sp, 4 tr, 6 sp, 4 tr, 2 sp, 4 tr, 2 lct, 4 tr, 1 sp, 1 lct, 19 tr, 1 sp, 16 tr, 3 lct, 13 tr, \* 3 lct; work back.
33. Eight sp, 13 tr, 5 sp, 4 tr, 1 sp, 4 tr, 4 bars, 1 sp, 13 tr, 2 sp, 13 tr, 1 sp, 2 bars, (1 sp, 7 tr) twice, \* 3 bars; work back.

- 13 tr, 1 sp, 4 trebles, 1 sp, \* 1 bar; work back.
46. Narrow, 8 sp, 7 tr, 1 sp, 10 tr, 1 sp, 4 tr, 2 sp, 10 tr, 8 sp, 10 tr, (1 sp, 4 tr) twice, 1 sp, 13 tr, 1 sp, 7 tr, 1 sp, \* 1 lct; work back.
47. Narrow, 7 sp, 7 tr, 1 sp, 10 tr, 1 sp, 4 tr, 1 sp, 19 tr, 5 sp, 4 tr, 4 sp, 4 tr, 3 sp, 13 tr, 1 sp, 7 tr, 1 sp, \* 1 bar; work back.
48. Seven sp, 10 tr, 1 sp, 7 tr, 1 sp, 4 tr, 1 sp, 10 tr, 2 sp, 13 tr, 3 sp, 4 tr, 2 sp, 4 tr, 1 sp, 4 tr, 2 sp, (10 tr, 1 sp) twice, \* 1 lct; work back.
49. Narrow, 7 spaces, 13 tr, 2 sp, 4 tr, (1 sp, 7 tr) 3 times, 5 sp, 7 tr, 2 sp, 4 tr, 3 sp, 16 tr, \* 3 bars; work back.
50. Narrow, 7 sp, 10 tr, (1 sp, 4 tr) twice, 1 sp, 19 tr, 11 sp, 7 tr, 3 sp, 7 tr, 1 sp, \* 3 lct; work back.
51. Narrow, 10 sp, (4 tr, 1 sp) twice, 16 tr, 7 sp, 7 tr, 13 tr, 3 sp, 7 tr, 3 sp, 4 tr, \* 3 bars; work back.
52. Eleven sp, (4 tr, 1 sp) twice, 10 tr, 7 sp, 22 tr, 7 sp, 4 tr, 1 sp, \* 1 lct; work back.
53. Narrow, 10 sp, 4 tr, 1 sp, 4 tr, 11 sp, 28 tr, 1 sp, 4 tr, 3 sp, 4 tr, 1 sp, \* 1 bar; work back.
54. Narrow, 10 sp, 4 tr, 1 sp, 4 tr, 8 sp, 7 tr, 1 sp, 28 tr, 1 sp, 7 tr, 1 sp, 4 tr, 1 sp, \* 1 lct; work back.
55. Twelve sp, 4 tr, 1 sp, 4 tr, 4 sp, 4 tr, 3 sp, 31 tr, 2 sp, 4 tr, 1 sp, 4 tr, \* 1 bar; work back.
56. Thirteen sp, 19 tr, 1 sp, 7 tr, 2 sp, 10 tr, 5 sp, 4 tr, 2 sp, 4 tr, 1 sp, 4 tr, \* 1 lct; work back.
57. Narrow, 12 sp, 7 tr, 1 sp, 13 tr, 2 sp, 4 tr, 4 sp, 16 tr, 2 sp, 4 tr, 3 sp, \* 7 tr; work back.
58. Narrow, 11 sp, 10 tr, 1 sp, 10 tr, 2 sp, 4 tr, 2 sp, 25 tr, \* 12 sp; work back.
59. Narrow, 10 sp, 13 tr, 1 sp, 4 tr, 3 sp, 4 tr, 1 sp, 28 tr, 1 sp, 4 tr, \* 8 sp; work back.
60. Eleven sp, 13 tr, 3 sp, 4 tr, 2 sp, 28 tr, 1 sp, 7 tr, \* 6 sp; work back.
61. Narrow, 11 sp, 10 tr, 1 sp, 7 tr, 4 sp, 25 tr, 1 sp, 10 tr, \* 4 sp; work back.
62. Narrow, 20 sp, 25 tr, 1 sp, 10 tr, \* 4 sp; work back.
63. Narrow, 17 sp, 4 tr, 3 sp, 16 tr, 1 sp, 16 tr, \* 2 sp; work back.
64. Twenty-one sp, 13 tr, 1 sp, 19 tr, \* 2 sp; work back.
65. Narrow, 17 sp, 4 tr, 3 sp, 7 tr, 2 sp, 19 tr, \* 2 sp; work back.
66. Narrow, 18 sp, 4 tr, 5 sp, 19 tr, \* 2 sp; work back.
67. Narrow, 20 sp, 10 tr, 1 sp, 16 tr, \* 2 sp; work back.
68. Nineteen sp, 10 tr, 1 sp, 4 tr, 1 sp, 10 tr, \* 1 sp, 4 tr, 2 sp; work back.
69. Narrow, 18 sp, 10 tr, 1 sp, 4 tr, 5 sp, \* 7 tr; work back.
70. Narrow, 17 sp, 7 tr, 1 sp, 7 tr, 4 sp, \* 13 tr; work back.
71. Narrow, 17 sp, 10 tr, \* 4 sp, 7 tr, 1 sp, 7 tr, 5 sp; work back.
72. Sixteen sp, 10 tr, 5 sp, \* 10 tr, 1 sp, 7 tr; work back.
73. Narrow, 23 spaces, 7 tr, 1 sp, 10 tr, 23 sp, narrow.
74. Narrow, 23 sp, 13 tr, 23 sp, narrow.
75. Narrow, 23 sp, 7 tr, 23 sp, narrow.



Tea-Cosy, Wild-Rose Design

34. Seven sp, 7 tr, 1 sp, 13 tr, 3 sp, 4 tr, 1 sp, 4 tr, 3 lct, 4 tr, 1 sp, 1 lct, 7 tr, 2 lct, 4 tr, 1 sp, 3 lct, 13 tr, 1 sp, 7 tr, 1 sp, \* 1 lct; work back.
35. Seven sp, 10 tr, 1 sp, 10 tr, 4 sp, 4 tr, 1 sp, 4 bars, 4 tr, 1 sp, 7 bars, 16 tr, 1 sp, 7 tr, \* 1 bar; work back.
36. Eight sp, 7 tr, 1 sp, 7 tr, 2 sp, 7 tr, 1 sp, 4 tr, 12 lct, 1 sp, 22 tr, \* 1 lct; work back.
37. Nine sp, 13 tr, 1 sp, 7 tr, 4 sp, 4 tr, 1 sp, 12 bars, 1 sp, 16 tr, \* 1 bar; work back.
38. Narrow, 20 sp, 4 tr, 1 lct, 1 sp, 13 tr, 1 sp, 3 lct, 13 tr, \* 13 lct; work back. The narrowing at beginning of row may be done by beginning with 3 ch and a tr in next tr, or by working over 1 sp with slip-stitch (sl st); at end of row, miss last sp and make a tr in 3d of 5 ch, or turn, leaving the last sp. The narrowings form the diagonal edge; if this is inclined to be a little tight, ch 4 to narrow, and end with a double treble (d tr).
39. Narrow, 20 sp, 19 tr, 4 bars, 1 sp, 13 tr, 1 sp, \* 11 bars; work back.
40. Nineteen sp, 13 tr, 1 sp, 7 tr, 4 lct, 7 tr, 1 sp, 10 tr, \* 11 lct; work back.
41. Narrow, 17 sp, 13 tr, 1 sp, 7 tr, 1 sp, 3 bars, (1 sp, 10 tr) twice, \* 11 bars; work back.
42. Narrow, 13 sp, 4 tr, 2 sp, (10 tr, 1 sp) twice, 3 lct, 1 sp, 22 tr, \* 11 lct; work back.
43. Narrow, 11 sp, 7 tr, 2 sp, 22 tr, 1 sp, 7 tr, 3 bars, (7 tr, 1 sp) twice, \* 11 bars; work back.
44. Ten sp, 13 tr, 2 sp, 7 tr, 1 sp, 7 tr, 4 sp, 10 tr, 1 sp, 2 lct, 4 tr, 1 sp, 3 lct, 1 sp, 16 tr, \* 1 lct; work back.
45. Narrow, 9 sp, 16 tr, 3 sp, 4 tr, 9 sp, 10 tr, 1 bar, 1 sp, 4 tr, 2 bars, 1 sp,

- 1 sp, 4 tr, \* 1 lct; work back.
57. Narrow, 12 sp, 7 tr, 1 sp, 13 tr, 2 sp, 4 tr, 4 sp, 16 tr, 2 sp, 4 tr, 3 sp, \* 7 tr; work back.
58. Narrow, 11 sp, 10 tr, 1 sp, 10 tr, 2 sp, 4 tr, 2 sp, 25 tr, \* 12 sp; work back.
59. Narrow, 10 sp, 13 tr, 1 sp, 4 tr, 3 sp, 4 tr, 1 sp, 28 tr, 1 sp, 4 tr, \* 8 sp; work back.
60. Eleven sp, 13 tr, 3 sp, 4 tr, 2 sp, 28 tr, 1 sp, 7 tr, \* 6 sp; work back.
61. Narrow, 11 sp, 10 tr, 1 sp, 7 tr, 4 sp, 25 tr, 1 sp, 10 tr, \* 4 sp; work back.
62. Narrow, 20 sp, 25 tr, 1 sp, 10 tr, \* 4 sp; work back.
63. Narrow, 17 sp, 4 tr, 3 sp, 16 tr, 1 sp, 16 tr, \* 2 sp; work back.
64. Twenty-one sp, 13 tr, 1 sp, 19 tr, \* 2 sp; work back.
65. Narrow, 17 sp, 4 tr, 3 sp, 7 tr, 2 sp, 19 tr, \* 2 sp; work back.
66. Narrow, 18 sp, 4 tr, 5 sp, 19 tr, \* 2 sp; work back.
67. Narrow, 20 sp, 10 tr, 1 sp, 16 tr, \* 2 sp; work back.
68. Nineteen sp, 10 tr, 1 sp, 4 tr, 1 sp, 10 tr, \* 1 sp, 4 tr, 2 sp; work back.
69. Narrow, 18 sp, 10 tr, 1 sp, 4 tr, 5 sp, \* 7 tr; work back.
70. Narrow, 17 sp, 7 tr, 1 sp, 7 tr, 4 sp, \* 13 tr; work back.
71. Narrow, 17 sp, 10 tr, \* 4 sp, 7 tr, 1 sp, 7 tr, 5 sp; work back.
72. Sixteen sp, 10 tr, 5 sp, \* 10 tr, 1 sp, 7 tr; work back.
73. Narrow, 23 spaces, 7 tr, 1 sp, 10 tr, 23 sp, narrow.
74. Narrow, 23 sp, 13 tr, 23 sp, narrow.
75. Narrow, 23 sp, 7 tr, 23 sp, narrow.

Concluded on page 20



## A Charming Bag

YOU can make it in a short time with Nufashond Soutache Braid in any of 52 colors.

The Nufashond Knotwork Book tells you just how to make not only the bag, but any number of other delightful articles—belts, girdles, baby things, curtain pulls and the like.

Write us for the Nufashond Knotwork Book today, enclosing 10 cents.

Dept. N-81, Nufashond, Reading, Pa.



**GO INTO BUSINESS for Yourself** Establish and operate a "New System Specialty Candy Factory" in your community. We furnish everything. Money-making opportunity unlimited. Either men or women. Big Candy Booklet Free. Write for it today. Don't put it off! W. HILLYER RAGSDALE, Drawer 123, EAST ORANGE, N. J.

**BEADS** For NECKLACES, PURSES, ETC. PORTIERE BEADS. Beads of every description. Send stamp for directions & illustrated Beadwork Book. IMPERIAL BEAD CO., Dept. R, 658 West 164th St., New York City.

**PERFECTION Art Embroidery Needle**  
The best and most complete embroidery needle. With it you can easily and quickly make attractive embroideries for dress trimming, bags, cushions, rugs, etc. Six different detachable points, adapted to fine, medium or coarse work with cotton, silk or wool. We will mail you needle with all six points, complete directions for use and sample of work for \$1.00.  
LADIES' ART COMPANY, Block 55, ST. LOUIS, MO.



# FREE-25c Book On Home Beautifying



THIS book contains practical suggestions on how to make your home artistic, cheery and inviting. Explains how you can easily and economically refinish furniture, woodwork, floors and linoleum.

## JOHNSON'S Paste - Liquid - Powdered PREPARED WAX

Johnson's Prepared Wax comes in three convenient forms—*Paste Wax*, for polishing floors and linoleum—*Liquid Wax*, the dust-proof polish for furniture, woodwork, linoleum and automobiles—*Powdered Wax*, makes perfect dancing floors.

### Building??

Doubtless you want the most house for the least money. Our book will help you realize that ambition without "cutting corners." Explains how inexpensive woods can be finished as beautifully as more costly varieties. Tells what materials to use and how to use them. Includes color charts—gives covering capacities, etc. If, after receiving book, you wish further information, write our Individual Advice Department. Experts will gladly solve your problem without charge.

We will gladly send the book free and postpaid for the name and address of the painter you usually employ.

S. C. JOHNSON & SON, Dept. NC 8, Racine, Wis.

(Canadian Factory—Brantford)

"The Wood Finishing Authorities"

**ART NEEDLEWORKERS** Send 10c for a lovely 18 inch Centerpiece in Eyelet Embroidery. Beautiful design. Stamped on Elegant Material ready to Embroider. A Big Bargain! Only 10c, Postpaid. Art Needle Book Free with each order. **JOSEPH DOYLE & CO., DEPT. 20, NEWARK, NEW JERSEY.**

### EARN MONEY AT HOME

By coloring and selling our line of black and white Greeting Cards and Folders. Beautiful designs—Fascinating work—Big profits. Our 1922 Christmas and every-day line is in stock. Our illus. catalog "Pleasant Pages" gives all information. It's free, or send \$1.00 for sample box of cards and folders, when colored will retail for \$4.50. **Little Art Shop, Inc., 618 F St., N. W., Washington, D. C.**

**Maternity** **STYLE BOOK FREE**

MATERNITY apparel with no maternity look. Pictured in a 76-page Style Book of latest fashions in Dresses, Coats, Skirts, Waists, Corsets and Underwear. Patented features provide ample expansion. Clever designing conceals condition. This Style Book sent you absolutely FREE. Write today. 38 St. A. T. Dept. 71. **Lane Bryant** Fifth Ave. New York

### AGENTS-Big Money!

Introducing NEW STYLE GUARANTEED HOSIERY—latest modes and shades—Nude, camel, silver, etc. Big Profits. Repeat orders bring you regular income. You write orders—WE DELIVER AND COLLECT. Experience unnecessary. J. R. Sutton made \$14.60 first day. Leo Higgins \$21.45 first day. (Sworn proof furnished). You should do as well. Outfits contain all colors and grades including full fashioned silks. **MAC-O-CHEE MILLS CO. Desk 868, Cincinnati, Ohio**

Have a beautiful, healthy complexion. Get freckles, tan, and sunburn, get quick, pleasant results by using **Prof. I. Hubert's MALVINA CREAM**

For summer use it's wonderful. Best when used with Malvina Lotion and Malvina Lethal Soap. Sold everywhere. Cream, 60c; Lotion, 60c; Soap, 30c. Postpaid on receipt of money order. Write for free booklet with story, "She Won a Husband," and beauty hints and helps. **Agents Wanted.**

**Prof. I. HUBERT** Dept. 482, Toledo, Ohio. **AGENTS WANTED**

Booklet of Beauty Hints Sent FREE

## The Overall-Boys in Filet-Crochet

Concluded from page 13

70. Six sp, 7 tr, 4 sp, 31 tr, 13 sp, 4 tr, 12 sp, turn.
71. Twelve sp, 4 tr, 11 sp, 33 tr, 3 sp, 7 tr, 9 sp, turn.
72. Seven sp, 19 tr, 2 sp, 31 tr, 10 sp, 4 tr, 12 sp, turn.
73. Twelve sp, 4 tr, 9 sp, 28 tr, 2 sp, 25 tr, 7 sp, turn.
74. Six sp, 31 tr, 2 sp, 25 tr, 9 sp, 34 tr, 2 sp, turn.
75. Twelve sp, 4 tr, 8 sp, 28 tr, 1 sp, 34 tr, 6 sp, turn.
76. Six sp, 37 tr, 1 sp, 28 tr, 7 sp, 34 tr, 2 sp, turn.
77. Twelve sp, 4 tr, 6 sp, 31 tr, 1 sp, 37 tr, 6 sp, turn.
78. Six sp, 37 tr, 1 sp, 31 tr, 6 sp, 34 tr, 2 sp, turn.
79. Eight sp, 16 tr, 5 sp, 34 tr, 1 sp, 34 tr, 7 sp, turn.
80. Eight sp, 28 tr, 2 sp, 34 tr, 5 sp, 34 tr, 2 sp, turn.
81. Eight sp, 16 tr, 5 sp, 34 tr, 3 sp, 22 tr, 9 sp, turn.
82. Ten sp, 13 tr, 7 sp, 28 tr, 5 sp, 34 tr, 3 sp, turn.
83. Twelve sp, 4 tr, 6 sp, 19 tr, 23 sp, turn.
84. Twenty-six sp, 7 tr, 20 sp, turn.
85. 86. Forty-eight sp.

Finish the edge with 3 double crochets (d c) in each sp, 6 d c in each corner space.

## Tea-Cosy, Wild-Rose Design

Concluded from page 16

76. Twenty-three sp, 4 tr, 24 sp, turn.
77. Narrow, 46 sp, narrow.
- 78, 79. Like 77th, decreasing 2 sp each row.
80. Forty-two sp; fasten off neatly and securely. Make the other side or half of tea-cosy in the same way.

For the border:  
1. Fasten in at end of foundation-ch, or corner of 1st bar at bottom of tea-cosy, ch 3 for 1st tr, then 5 tr under 5 ch and tr in tr, working entirely across the bottom; then place the two sides together, and work through the corresponding sp of both, 3 more tr in the corner sp, then 3 tr in each sp, (also 3 in side of tr and 3 ch at beginning and end of 4th row) all around to opposite side, with 7 tr in corner sp at sides (beginning and end of 37th row) and top, with 10 tr in the corner bars at bottom.  
2. Starting in the 7th of 10 tr at bottom, ch 4 for a d tr, 2 d tr in same place, keeping top st or loop of each on needle and working off all together, with a tight ch to close the cluster, \* ch 5, miss 5, 3 d tr, worked off as before, in next; repeat, only along the diagonal or sloping sides make 6 ch instead of 5 ch between clusters; end with a cluster, as begun.

3. Slip to 3d st of 5 ch, turn; ch 6, a d tr in top of cluster, turn, \* ch 4, 12 d tr under 6 ch, fasten under next 5 ch, turn, 12 d c in 12 d tr and in top of 4 ch, turn, a d c in 1st d c, (ch 5, miss 1, 1 d c) 6 times, ch 3, a d c in next loop of 5 ch, turn, ch 6, miss 1st loop of ch on edge of scallop and fasten in next, turn, and repeat from \* until you have completed 22 shells, which will bring you to the upper corner; then when beginning the 23d shell, ch 3 and make a d c under the same 5 ch with the d c which fastened the 12 d tr of 22d shell, and continue shell as usual; then work 5 more shells, which will bring you to the middle of top, finishing the 5th shell with the 6 loops of 5 ch. Fasten off, and join the thread to the opposite corner of bottom, working the shells on other side exactly as directed; join last to loops of 5 ch, on last shell of this side to corresponding 2 loops of last shell on other side, thus: Ch 2, a d c in loop, ch 2, miss 1 d c, d c in next, and repeat for 2d loop.

4. Join thread to 1st loop of 5 ch at bottom corner, (ch 7, fasten back in 5th st from hook for a picot (p), ch 2, a d c in next loop) 3 times, ch 7, p, ch 2, a d c in 1st loop of next shell; repeat around. Make the padded lining, slip it in place, and run ribbon through the beading, over and under the clusters of d tr,

finishing with a pretty bow at the top. The design may be used as a scarf-end, the edge of shells being carried along the sides of the scarf, or omitted entirely, as preferred; the edge of 1 sp, 4 tr, may be used, and a tassel attached to the corners at the top—which will be the bottom of scarf-end—and sides. The worker who is ingenious and interested will find many ways of using such designs in new and original fashion.

## The Rose Motif Is Never Lovelier Than When Tatted

Concluded from page 18

equally well as a collar for the popular jumper frock, with round neck, is formed of tatted medallions. No. 40 crochet-thread was used for the model, but a finer thread may be substituted at pleasure.

1. Make a ring of 10 double knots, picot (p) (longer than usual, since 5 following rings are to be joined to it), 10 double knots, close; chain (ch) of 10 double knots; a ring, as before, joining to p of 1st ring; repeat until you have 6 rings, alternating with ch; join last ch at base of 1st ring.

2. A ch of 4 double knots, (p, 4 double knots) 3 times, join between 2 ch of last row, over the base of 1st ring; repeat around, joining last ring where 1st started; fasten off.

3. A ring of 3 double knots, p, 2 double knots, p, 3 double knots, join to middle p of ch of last row, 3 double knots, p, 2 double knots, p, 3 double knots, close; \* a ch of 4 double knots, p, (1 double knot, p) 3 times, 4 double knots; a ring, as before, joining to same p with preceding ring; a ch, as before; a ring of 3 double knots, (p, 2 double knots) 3 times, join to last p of preceding ring, 2 double knots, p, 3 double knots, join between 2 ch of last row, 5 double knots, p, 2 double knots, p, 3 double knots, close; a 3d ring of 3 double knots, join to last p of 2d ring, (2 double knots, p) 4 times, 3 double knots, close, the 3 rings forming a cloverleaf; a ch as before; a ring like 1st ring made, joining by 1st picot to middle p of 3d ring of cloverleaf; repeat from \*, joining 3d ring of last cloverleaf by 3d p to 1st p of 1st ring of row, and last ch at base of 1st ring.

This completes one medallion; join the 2d to 1st by middle picot of 2 consecutive chains, the 3d to 2d in same way, leaving 8 free chains on the outer edge of medallion and 6 on the inside; continue in this way until you have made and joined the requisite number. The medallions should be joined to produce the requisite curve, and this depends to large extent on the use to which the article is to be put. If preferred, 3 chains may be joined at each side, leaving 7 free on the outside and 6 on the inside.


For the heading: A ring of 3 double knots, (picot, 3 double knots) 3 times, close; a chain of 3 double knots, picot, 3 double knots; a ring, joining by 1st picot to last picot of preceding ring. Repeat, alternating rings and chains, leaving 2 free rings between medallions, and joining next 3 to 3 chains at top of medallion.

As suggested, the joining of medallions depends on the purpose for which they are to be used. A very attractive border for a centerpiece is made of them, or an insertion and border for a sideboard-scarf or table-runner. For the latter use, the medallions should have the same number of free chains above and below the side joinings, and the heading should be made accordingly, with more free chains between medallions, as many as will allow them to lie straight. Singly, they are adapted to many purposes.

IF the subscriber who asked how to wash tating will try the following method I am sure she will find it satisfactory: Prepare a good solution of soap and water, and boil the tating in this, stirring occasionally, to let the dirt fall out. Treated in this way the picots will not turn up.—Mrs. J. C., Illinois.



*The lost that Fear of Sunburn!*



Pack Absorbine, Jr. among your holiday or vacation trappings and you, too, will go and mix wherever good outdoor fun may be had. Use it freely. It is instantly cooling and soothing. It both prevents and stops that tormented condition of the skin after sun exposure, and the soreness and inflammation that follow.

And for played-out muscles after a strenuous outing, apply a few drops to the affected parts. It prevents the lameness and stiffness that might otherwise come.

Know that Absorbine, Jr. combines, in one container, the properties of liniment, antiseptic and germicide. It is safe and of a clean, pleasant odor.

At most druggists, \$1.25, or postpaid. Liberal trial bottle, 10c, postpaid.

W. F. YOUNG, Inc. 288 Temple St., Springfield, Mass.



**LOOMS \$9.90 AND UP. BIG MONEY IN WEAVING AT HOME.**

No experience necessary to weave beautiful rugs, carpets, etc., on UNION LOOMS from rags and waste material. Home weaving is fascinating and highly profitable. Weavers are rushed with orders. Be sure to send for free loom book. It tells all about weaving and our wonderfully low-priced, easy-operating looms.

**UNION LOOM WORKS, 206 Factory St., Boonville, N. Y.**

Free Samples Let us send you free samples of the most interesting, entertaining and satisfying all around home journal in the world; different from all other publications. Unusual fiction; many feature articles; unique pictures; recreations for children, and everything we are so proud of our paper that we want to send you free sample copies, knowing you will like it. **PATHFINDER, 1164 Langdon Sta., WASHINGTON, D. C.**


**The "Womanly" Way To Remove Hair El-Rado**

**Sanitary Liquid**

Which do you prefer—shaving like a man or removing undesirable hair from the underarms, limbs and arms in the true "womanly" way with El-Rado? El-Rado is a dainty liquid hair remover, ready for instant use. It removes undesirable hair quickly and easily and cannot harm the tenderest skin. Guaranteed Satisfactory or Money Refunded. Two sizes: 60c & \$1.00 at toilet goods counters. If your dealer is out of El-Rado, send your order for \$1.00 size direct to us. We will forward it by return mail.

**PILGRIM MFG. CO. Dept. 2188, Newburgh, N. Y.**

## New Methods in Child Training



Now for the first time there is a scientific method in child training, founded on the principle that confidence is the basis of control. This new system shows you how in your own home to correct the cause of disobedience, willfulness, untruthfulness and other dangerous habits which, if not properly remedied, lead to dire consequences. The trouble in most cases now is that children are punished or scolded for what they do. The new method removes the cause—not by punishment or scolding but by confidence and cooperation along lines which are amazingly easy for any parent to instantly apply.

This new system, which has been put into the form of an illustrated course prepared especially for the busy parent, is producing remarkable and immediate results for the thousands of parents in all parts of the world. It is also endorsed by leading educators. It covers all ages from cradle to eighteen years.

**Free Book** "New Methods in Child Training" is the title of a startling book which describes this new system and outlines the work of the Parents Association. Send letter or postal note and the book will be sent free—but do it now as this announcement may never appear here again.

**The Parents Association** Dept. 748, Pleasant Hill, Ohio.